



April 2023

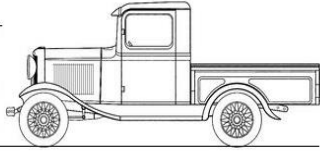
Volume 12 Issue 4

Volcano A's, PO Box 2513, Battle Ground, WA 98604

[www.volcanoas.net](http://www.volcanoas.net)

Meeting: Church of the Nazarene – 16850 NE Fourth Plain Blvd, Vancouver, WA 98682 - Second Monday of Month – 7:00 PM





## To the Club

It is times like this that reminds us that the saying "It takes a village to raise a child" is relevant. It is actually a proverb that means that an entire community of people must provide for and interact positively with children, for those children to experience and grow in a safe and healthy environment.

Well, I am not talking about children, I am thinking about our members. It takes our entire club membership, a community of Model A enthusiasts, to support and be there for each other. We have some community members that are going through transitions, age and health issues, living arrangements and more. During these times, it is not just blood family that help us, but also our club family.

I am a new member that has taken on not one, but two roles at once. I did this knowing I had the support of many of you. I knew I had this support, because of the experiences of my parent's involvement and the relationships they had built in this community. The Lava Ladies had embraced Karen long before we were members. Now I feel those of you who were my dad's friends, embrace and support me for who I am, and now we are friends.

I am writing this, hoping the weather changes soon, wishing everyone a healthy Spring, asking that we reach out to each other, get involved and be supportive. Knowing we will all be together soon, driving our Model A's. Thanks for embracing us into the club, being not only our community, but family.

Member @ Large / Editor, Eirik N. Huset

## Board of Directors 2023

President: Roger Green - 503-602-2668  
Roger\_o\_green@yahoo.com  
Vice President: Gary Swartz - 360-666-0637  
Garyswartz4@msn.com  
Treasurer: Leonard Willey - 661-609-1988  
lindawilley@mac.com  
Secretary: Karen Huset - 360-609-4102  
auntcappi@aol.com  
Member at Large: Eirik N Huset - 360-606-0507  
enhwooddesigns@gmail.com  
Past President: Jerry Lane - 360-600-3158  
northforkmuseum@gmail.com  
Editor: Eirik N Huset - 360-606-0507  
enhwooddesigns@gmail.com  
Webmaster: Bob Rusunen - 360-828-5317  
rrusunen@comcast.net

## Committee Chairs

Community Service: Joyce Swartz  
NW Regional Rep: Roger Green  
Public Relations: Dian Lane  
Refreshments Coordinator: Nancy Wooldridge  
Sunshine: Carma Huset  
Tour Director: Gary Swartz

## Refreshments Committee

Volunteer members provide refreshments at the monthly meetings.

April: Joyce Swartz  
May:  
June:  
July:

We still have several months open, so please sign up if you can at the next meeting.

**Volcano A's General Membership  
Meeting Minutes**

**Monday, March 13, 2023**

**Call to Order:** President Roger Green called the meeting to order at 7:05

**Guest:** No guest, but Art Pugsley is present 😊

**Vice President:** Gary Swartz, We have been invited to the Vancouver Mall Retirement Center Car show in August. More detail to be announced at a time closer to the date.

**Tours:** Eirik Huset, Urban Scenic Tour, this Saturday March 25<sup>th</sup>. Meet at Walmart off 205 at 9 am. We will visit Rocky Butte, Mt. Tabor and Powel Butte, and then have lunch (restaurant tbd)

NWRG, Victoria BC, Sept 18-22, 2023. If you sign up please notify Roger Green.

Smooth Rider, Walla Walla, Clarkston, Grangeville, ID. And back again. Sept 28 – Oct 1, 2023

**Treasurer:** Leonard Willey gave the financial report.

**Secretary:** Karen Huset, no report

**Editor:** Eirik Huset, no report

**Webmaster:** Bob Rusunen, n/a

**Community Service:** Joyce Swartz, gave Food Bank Report; \$10 cash, 48 lbs. of food for a total of 139 lbs.

**Lava Ladies:** Bibbi Lee reported they are set for "Find Me A Tenor" play. Meet at Los Pepes for dinner at 5:30. Doors open at Love Street Theater at 7:00.

**Sunshine:** Carma Huset,

**Model A News:** Portland Swap Meet, please have parts to Jerry Lane by Wednesday March 29<sup>th</sup>. Jesse bought a 1931 Model A Truck. Portland Roadster Show is March 17-19. Sandra will be selling chocolates with her truck.

**General Announcements:** Roger Green is selling Girl Scout Cookies as a Grandfather of a Girl Scout, Father of a Troop Cookie Coordinator, Transporter and Warehousemen of 5 pallets of cookies.

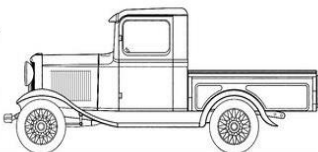
The committee of Roger Green and Linda Willey will look into new meeting locations. Dickson Lee checked on a location, and it is a no go.

**Refreshments:** Thanks to the Huset's and everyone that help set up.

**Raffle:** Mike Blick \$34 and Club \$34. Carma Huset won a bag full of Absorb, donated by Don Olson.

**Adjourned:** 7:35 pm

Submitted by Karen Huset



## Upcoming Lava Ladies Events

April TBA Pendleton Woolen Mill Tour

May TBA Cornell Farms

June TBA Club Garage Sale

July TBA

## Club Calendar of Events

### April

1<sup>st</sup> & 2<sup>nd</sup> Portland Swap Meet

10<sup>th</sup> Meeting

15<sup>th</sup> Tour (TBA)

### May

8<sup>th</sup> Meeting

13<sup>th</sup> Tour (TBA)

### June

12<sup>th</sup> Meeting

17<sup>th</sup> Tour (TBA)

### July

4<sup>th</sup> of July Parade & Picnic, Ridgefield

22<sup>nd</sup> Tour (TBA)

## April Club Celebrations

### Birthdays

1 Cassandra LaFleur

1 Roderick Rice

10 John Earnest

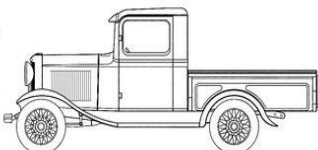
11 Pete Hazard

15 Arleta Thompson

30 Dave Bowden

### Anniversaries





Lava Ladies Dinner & Play – On Saturday evening, March 18<sup>th</sup> a few of the Lava Ladies meet for what I understand was a wonderful play, “Lend Me A Tenor” at the Love Street Play House in Woodland Washington. On a historic night in 1934 at the Cleveland Opera company, world-famous tenor Tito Merelli is to perform in “Pagliacci”. Through a series of hilarious mishaps, Tito receives a double dose of tranquilizers, causing the general manager to believe he is dead and setting off a chain reaction of slapstick and mistaken identity. Lots of laughs were shared by all.

### The Portland Urban Scenic Tour

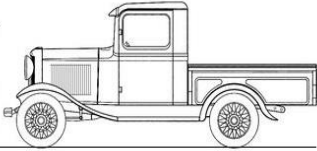
A small but enthusiastic group ventured out in protest of what Mother Nature tried to through at us. After snow fell throughout different areas, both Friday morning and that evening, Saturday, March 25 was dry.

Our first stop was at Rocky Butte State Park and Joseph Wood Hill Park. Rocky Butte is an extinct volcanic cinder cone butte with steep forested slopes visible from Interstates 205 and 84. In 1901, Joseph Wood Hill established Hill Military Academy in northwest Portland. He soon moved his school to the Rocky Butte area. Many street names in this neighborhood refer to Hill's Academy. Now Joseph Wood Hill Park is located at the top. The former Rocky Butte jail is just below the crest of the peak.

The views are spectacular on a nice day; including Mt. St. Helens, Silver Star Mt. and Mt. Hood. The girls might have broken into a snow ball fight that Grandpa started.



Mt Saint Hellens and tour attendies Carma Huset, Grand Daughters Leeya LaFleur and Maddy Stoval, Roger Green, , Ken Holtmann and Bert Uthe (seated in the car).

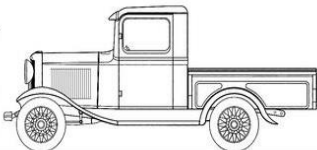


Our second stop was at Mt. Tabor Park. Portland's Mt. Tabor, is another volcanic cinder cone, and was named by Plympton Kelly, son of Oregon City pioneer resident Clinton Kelly, after Mt. Tabor in Israel, six miles east of Nazareth. In 1894, the city built two open reservoirs on the site (two other open reservoirs were built in 1911). By 1900, Portland's growing eastside population demanded park space; in 1903 landscape architect John C. Olmsted recommended the city obtain more land at Mt. Tabor. In 1909, the Board of Park Commissioners used voter-approved bonds to buy approximately forty lots on Mt. Tabor for \$366,000.

Portland Parks Superintendent Emanuel Tillman Mische, who had worked with the Olmsted Brothers' landscape design firm in Massachusetts, developed a naturalistic design for the park. The plan included long flights of stairs, gently curving parkways, numerous walking trails, and a nursery yard. It also showcased native plants. In 1912, construction workers discovered volcanic cinders which were later utilized in surfacing the park's roads.

From the reservoir side of the park you can see right into the heart of downtown Portland.






The third and final stop before lunch was Powel Butte Nature Park. Powell Butte, is also an extinct cinder cone volcano, rising near the headwaters of Johnson Creek - an urban creek with remnant populations of native salmon and steelhead. The park is comprised of 611 acres of meadowland and forest.

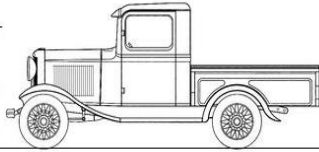
Before the turn of the century, the large meadow area was cleared and an orchard planted by the first settlers. In 1925 the City of Portland purchased the land from George Wilson for future water reservoirs, but continued to lease the northeast portion of the property to Henry Anderegg, a farmer and owner of Meadowland Crest Dairy, until 1948 when the farming was discontinued. However, dairy cattle were permitted to graze on the acreage to preserve the pastures. In the mid-1970s, the Water Bureau prepared a development plan for Powell Butte that called for the construction of four 50-million gallon underground reservoirs to be located at the north end of the butte. In 1981, the first reservoir was built. A second 50-million gallon underground reservoir was constructed in 2014. These reservoirs serve as the hub of the Water Bureau's distribution system.

In 1987, the City officially established Powell Butte as a nature park and the park was opened to the public in 1990. The nature park is managed by Portland Parks & Recreation.

Today, miles of trails accommodate hikers, mountain bikers, and horseback riders. Abundant wildlife populates the park, including rabbits, ring-necked pheasants, ground squirrels, raccoons, gray foxes, skunks, bats, chipmunks, coyotes, and black-tailed mule deer. The park is home to many birds of prey with its open meadows, groves of wild hawthorn trees, forested slopes of Western red cedar, and wetlands near Johnson Creek.

From Powel Butte you can also see Mt. St. Helens and Silver Star Mt, but to the East you are looking directly at Mt. Hood.





#### Monday, April 1, 1929

Industrialist William C. Durant addressed telegrams to 100 leading executives asking them if they agreed with the suggestion of the Federal Reserve Board that market prices of the securities of their companies were artificially high. "At a time when banking reserves of the country are in no way threatened, the Federal Reserve Board, by questioning the right of banks to loan on stock market collateral, is giving the public the impression that our best securities are selling above their market value", Durant wrote in the telegram. "It is my belief that the attitude of the Board, the method of handling and the thoughtless character of the publicity are most harmful to our business interests and threatening the prosperity of the country."

#### Friday, April 4, 1930

The American Interplanetary Society was founded to conduct rocket experiments. In 1934 the organization changed its name to the American Rocket Society. In 1963, merged with the Institute of the Aerospace Sciences to become AIAA.

#### Friday, April 12, 1929

Arches National Park in Utah was named a National Monument.

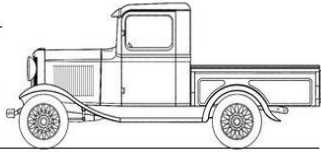


#### Sunday, April 20, 1930



Charles Lindbergh, accompanied by his wife Anne, flew a Lockheed Model 8 Sirius from Los Angeles to New York in 14 hours, 45 minutes and 32 seconds, a new transcontinental record.



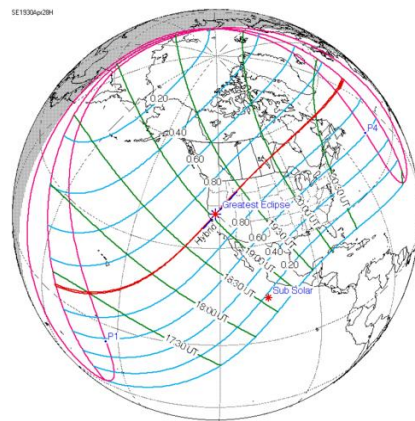



#### Sunday, April 26, 1931

Mount Diablo State Park was dedicated in northern California.

#### Monday, April 28, 1930

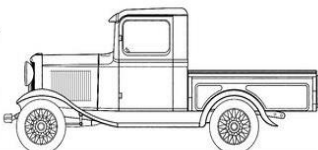
A solar eclipse occurred on this day, with the path of totality passing through the northwestern United States and across central and eastern Canada.



#### Monday, April 30, 1928

Charles Lindbergh flew the *Spirit of St. Louis* one last time, to Washington, D.C., so that it could be retired and placed on permanent exhibition at the Smithsonian Institution.






**Thursday, April 3, 1930**

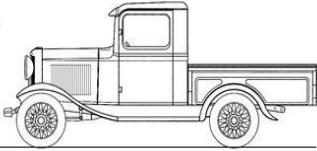
The second Academy Awards were held, in the Ambassador Hotel in Los Angeles. Unlike in the inaugural year, the winners were not announced in advance. For the first time, the ceremony broadcast live on the radio, hosted by Los Angeles station KNX.



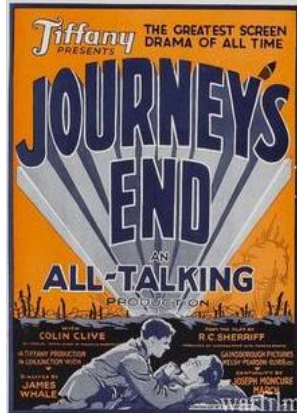
The Broadway Melody won the award for Outstanding Picture.



The Best Actor went to Warner Baxter for his role in, In Old Arizona playing the character, The Cisco Kid.  
The Best Actress went to Mary Pickford for her role in, Coquette, as Norma Besant.



Tuesday, April 8, 1930



The war film Journey's End premiered at the Gaiety Theatre in New York City.

Monday, April 9, 1928

The silent film Street Angel premiered at the Globe Theatre in New York City.

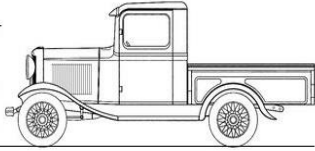


Wednesday, April 9, 1930



The Brunswick-Balke-Collender Company sold Brunswick Records to Warner Bros.





**Thursday, April 18, 1929**

The Coleman Theatre along historic U.S. Route 66 opened in Miami, Oklahoma.



**Saturday, April 19, 1930**

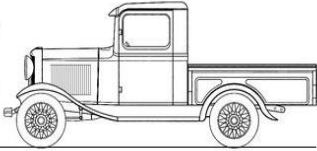
The very first Warner Bros. cartoon short, Sinkin' in the Bathtub was released. It was the very first in the Looney Tunes series and introduced the character of Bosko.



[https://en.wikipedia.org/wiki/File:Sinkin%27\\_in\\_the\\_Bathtub\\_190611\\_LTGC.webm](https://en.wikipedia.org/wiki/File:Sinkin%27_in_the_Bathtub_190611_LTGC.webm)

The forgotten first Looney Tunes character, "Bosko".






#### Monday, April 21, 1930

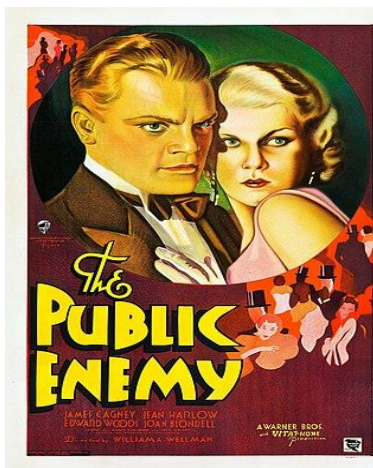
The war film *All Quiet on the Western Front* premiered at the Carthay Circle Theatre in Los Angeles.


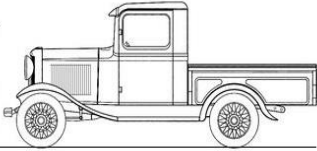
*All Quiet on the Western Front* is a novel by Erich Maria Remarque, a German veteran of World War I. The book describes the German soldiers' extreme physical and mental trauma during the war as well as the detachment from civilian life felt by many upon returning home from the war.



#### Thursday, April 23, 1931

The crime film *The Public Enemy*, featuring James Cagney in the role that made him a star, was released.





The Saturday Evening Post April 7, 1928



Taken from the Country Gentleman 1929

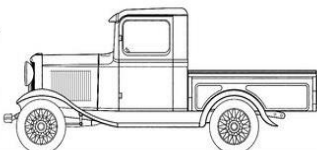


White House Easter Egg Hunt 1930



Easter Bunny Photo 1931

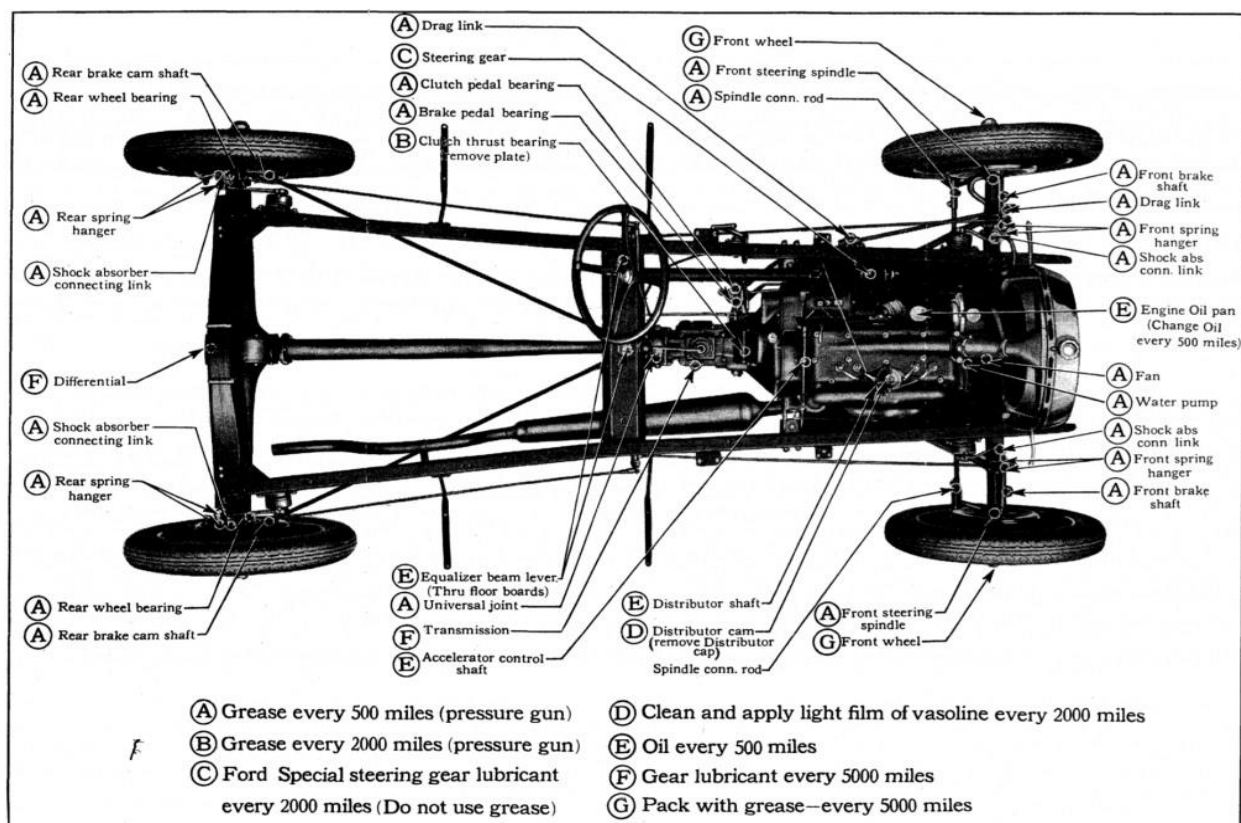


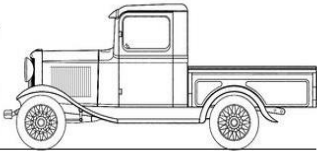


## How to Do a Lube Job on a Model A Ford

This article is written and edited by Eirik N. Huset from a Closed Caption translation of a YouTube video "How to Do a Lube Job on a Model A Ford" by Mark Hayward. The original video can be located with the link as follows. <https://youtu.be/A7ALPB2wsmc>

Hi, I am Mark Hayward and with Christine's help, we are going to go through how to do a lube job on a Model A Ford. Just about everything, you need to know, to work on a Model A is in the Model A Ford Mechanics handbook by Les Andrews. If you do not already have this book, you should be sure to add it to your library. We are going to be working out of the service adjustments section. This section has great charts, showing how to and what to do for all of the lubrication on your Model A. It also shows where all the locations are, and it has a schedule of when each particular item needs to be lubricated. As far as I know this schedule is the authority on what needs to be lubricated, how and when. If you do everything that is included in this section, you are doing right by your Model A.





### INSTRUCTIONS

This lubricating chart gives full information for lubricating the MODEL A FORD. Proper lubrication has a vital effect on the life of the car. Consequently you should follow these instructions very carefully.

Each MODEL A came equipped with a pressure gun. By means of this device, lubricant can be forced under high pressure into all bearings provided with conical shaped fittings. To fill the gun, remove the top cap and plunger assembly. Fill the barrel with lubricant and pack the lubricant solidly. Fill only to the top of the lettering on the outside of the barrel.

### COMPRESSOR LUBRICATING GUN



- A** Lubricate every 500 miles. (Pressure gun). Use Number Two high pressure lubricant in all high pressure lubricating fittings.
- B** Every 500 miles lubricate water pump shaft through water pump lubricating fitting, use water pump grease (Pressure gun).
- C** Every 2000 miles remove the plug on the top of the steering gear housing and add gear lubricant (600W) until it reaches the level of the filler plug hole. Never use high pressure lubricant in the steering gear.
- D** Every 1000 miles put two or three drops of oil in the front oil hole of the generator. The front oil hole is protected by a small cover. Do not put more than the recommended amount of oil in the oil hole as there is the possibility of oil getting on the brushes and affecting the operation of the generator.
- E** Every 2000 miles fill the oil cup at the rear of the generator. This is fed by a felt to the rear bearing.
- F** Every 5000 miles repack the front wheel bearings with a short fiber sodium soap grease having a high melting point.
- G** Every 500 miles put a few drops of oil in oil holes at each end of the accelerator control shaft.

## MODEL A

- H** Make sure radiator is kept filled with clean fresh water (a good anti-rust and water pump lubricant is suggested). During the winter in extremely cold areas be sure and use a good anti-freeze solution.
- I** Every 500 miles put oil in the oil cup at the side of the distributor. Add sufficient oil to reach the level of the oil cup.
- J** Every 2000 miles remove the distributor cap, clean lobes of the cam and apply a thin film of vasoline. The distributor should be kept clean and well oiled.

First you need a grease gun designed to snap on the grease fittings.

The quantity column on this page actually refers to the number of grease fittings. In particular, the location, not the amount of grease to put in every fitting. Most fittings get two squirts of grease from the grease gun, with the exception of the throw out bearing and the rear axle bearing.

**FORD**


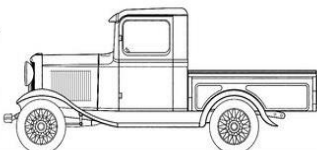
**RECORDED ALEMITE SERVICE IS IN KEEPING WITH THE FORD POLICY OF SUPERIOR SERVICE**

If you have not already adopted this important maintenance plan, drive in today. Let us give you the details and enter your car for FORD RECORDED ALEMITE SERVICE.

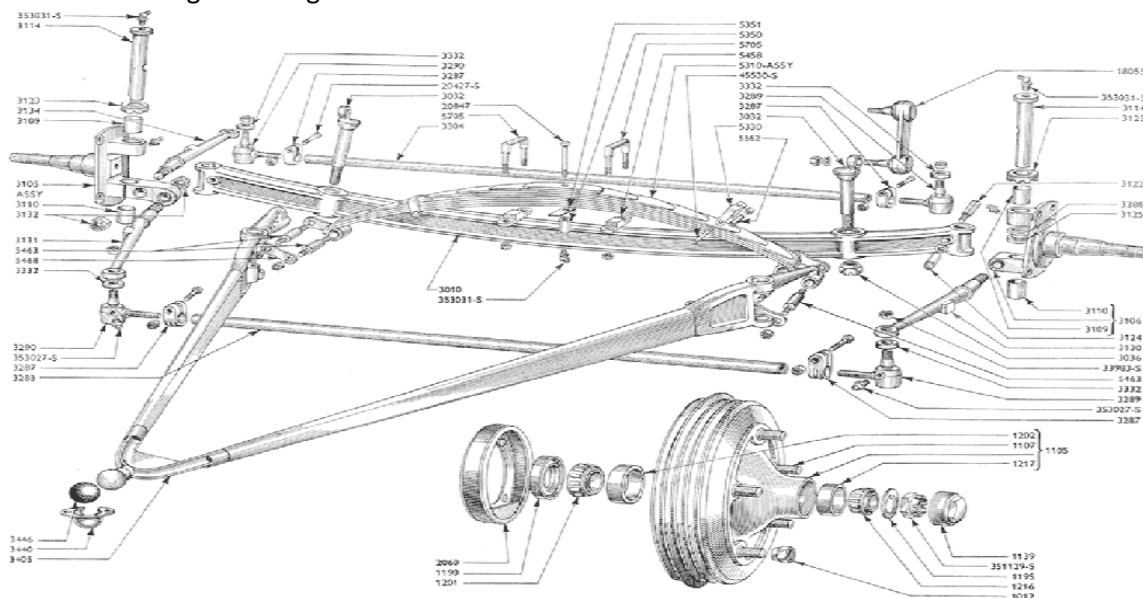
There are good and substantial reasons why we urge you to do this—reasons which will prove to you that we are vitally interested in having the car we sold you keep on serving you faithfully and well for many months and years. It is to protect this interest in you and your car that we inaugurated FORD RECORDED ALEMITE SERVICE.

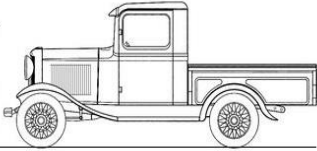
Your car already has a 1,500-mile history—the FREE service we have given it. Why not continue?



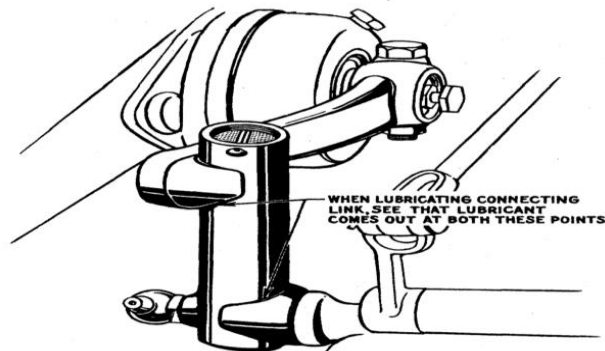


We start with the right front spindles. There are two fittings, and they are hard to reach it depending on your grease gun. If you don't have a flexible nozzle, and mine does not, then you have to turn the wheels in order to have access to this particular fitting. Items one through six on the lubrication chart, they are all clustered together at the front of the vehicle. Therefore, we just did them all at once. The nozzle snaps right on to the grease fitting and these all call for two squirts of grease each. You want to make sure that you are getting the old, dirty grease out. Sometimes you have to use more grease, if there is no grease coming out. As Christine was squirting the grease into this one we could not see it coming out anywhere. It is always good to look carefully before you keep pumping grease in. In this case there is a giant glob of grease sticking out the back. It is important to keep a lot of rags handy, because you are going to need them. You then turn the wheels the other way, so we can have access to the other end of the tie rod. This fitting is positioned underneath the suspension arm and it is a little hard to get to. We turn the wheel all the way to the right so we could get to both ends of the drag link. That one on the front end is the tough one to get to.

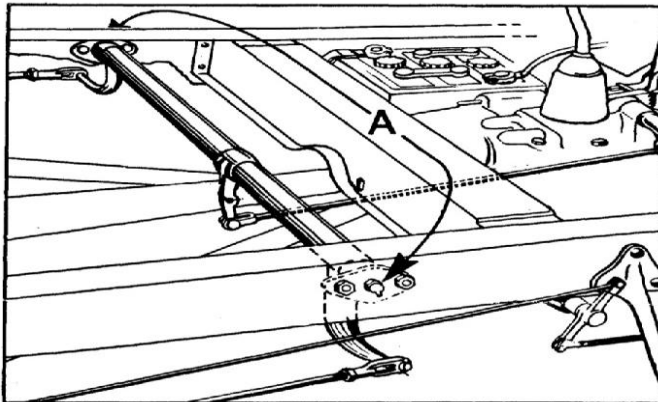




The shock absorbers are the last item on the chassee to look at. For the shocks, you want to use shock oil. The way you do it is you remove a bolt, look inside to see the level and just fill it up.




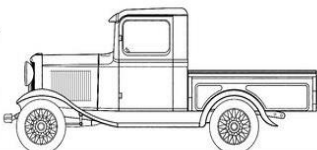
In the center of the car you have the emergency break cross shaft, U-joints and transmission.



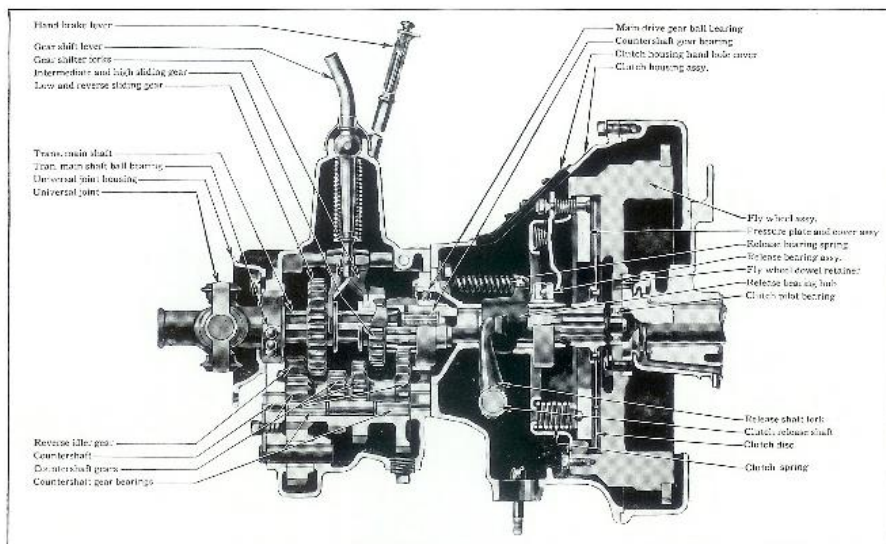
This illustration shows the Emergency Break Tube with grease fittings on each side.

The throw-out bearing only needs to be lubricated every 2,000 miles. It just needs one squirt. To get to it, you take the floor mat out and remove the little panel for the steering box.

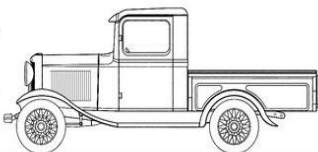




For the transmission, you can use 600-weight oil, as Henry Ford intended. You fill it up to the point that when you stick your finger in the hole, you can feel the oil. I have been using STP Gear Oil in my transmission and steering box for the entire time I have had my Model A. Christine came up with a brilliant innovation to check this, using the honey bear nozzle for a honey bottle. The whole reason why I am using STP and not the 600-weight is because that bottle is too long to fit under the car.







Moving onto the back end of the car, there are a few fittings on the rear backing plate.

It is a good idea to wipe off the fittings before you to put fresh grease in. You don't want to force any gunk into the car. One thing that I have learned working on old cars is it's not always as glamorous and graceful. As I expected, despite it being awkward and difficult at times, my favorite place in the world is to be under my Model A. Now we will check the oil level in the differential. On the rear axle, we are going to pop the plug off, to make sure there is enough oil in there. If you do not have the specific tool that is made for it, just stick the tip of your finger in. When you decide that your oil is dirty, you drain it out, making sure to reinstall your plug. Fill it up and recheck.

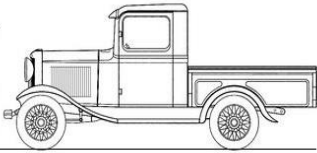


In the engine compartment, there are several items to look at.

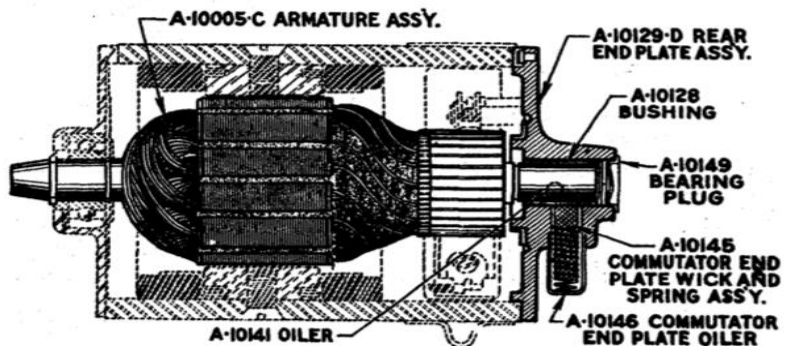
There are a lot of different kinds of water pumps. Some of them only require lubrication on one of the two grease fittings. So look for which one you have. Make sure you are lubricating it the right way that yours requires. For mine, I only have the front grease fitting.



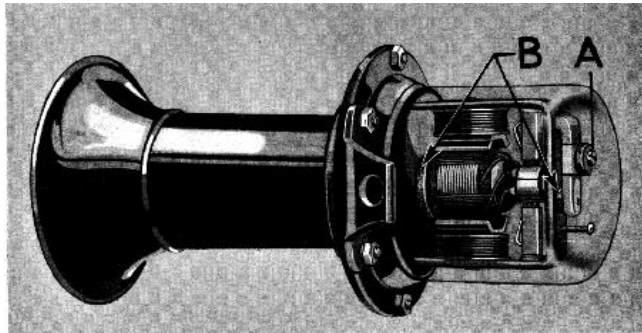





The accelerator control shaft takes just a couple drops of regular oil. The distributor cam only requires just one q-tip full of Vaseline. If you have a generator, a couple spots need oil.

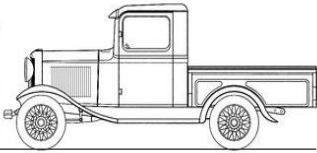


The horn is my favorite part of the car. We have to make sure that is working right. For the horn you just need a couple drops of oil on the felt pad. The felt pad is in the back.



When you have to take the wheels off the car, it is a good idea to loosen the lug nuts before you jack the car completely up. That way you still have some friction to keep the wheel from spinning, when you turn the wrench.





Anytime you are working on your car, you should keep an eye out for other things that might need to be fixed. While looking at the wheel bearings with the wheels off, the sparkles in the grease on this wheel bearing are not glitter from some party going on inside the hub. Unfortunately, they are metal flakes, and are a sign that this wheel bearing is disintegrating. I am going to order new ones, but for now I'll just demonstrate how to repack the grease in a wheel bearing. Take some wheel bearing and chassis grease, put a big glob of it on your palm. Then you take the edge of the bearing and press it down into the glob of grease. What you're doing here is you are trying to force the grease up in between the two layers of the bearing. You want to keep doing this, keep pressing down forcing grease into the bottom side, until you see the grease start to come out of the top of the bearing. You might see some of the dirty old grease start to come out. You want to do this all the way around. Keep doing it on all sides until you get grease to come out from the entire circumference of the bearing. You can do this wrong and it can get expensive.

Well that is it. That is how you do a lube job on a Model A Ford. So get in there, get your hands greasy and get the job done. Than get out there and drive. That is really, what the cars are best used for.



This is a photo from the Gilmore Car Museum, dedicated to Model A Fords. The driving force behind this addition was the non-profit Model A Ford Foundation.

Articles and contributions are encouraged and may be used as space permits. The deadline for all articles is the 20th of the month. The Volcano View is a monthly publication of the Volcano A's Chapter. E-mail all proposed articles to: [enhwooddesigns@gmail.com](mailto:enhwooddesigns@gmail.com)

### **Celebrate All Month Long**

National BLT Sandwich Month  
National Soft Pretzel Month  
National Grilled Cheese Month  
National Garlic Month

#### **April 12 – 18**

National Egg Salad Week

#### **April 1**

National Sourdough Bread Day

#### **April 2**

National Peanut Butter and Jelly Day

#### **April 3**

National Chocolate Mousse Day

#### **April 4**

National Cordon Bleu Day

International Carrot Day

#### **April 5**

Caramel Day

#### **April 6**

National Caramel Popcorn Day

#### **April 7**

National Coffee Cake Day

National Beer Day

#### **April 8**

National Empanada Day

#### **April 9**

National Chinese Almond Cookie Day

#### **April 10**

National Cinnamon Crescent Day

#### **April 11**

National Cheese Fondue Day

#### **April 12**

National Licorice Day

National Grilled Cheese Sandwich Day

#### **April 13**

National Peach Cobbler Day

#### **April 14**

National Pecan Day

#### **April 15**

National Glazed Ham Day

#### **April 16**

National Eggs Benedict Day

#### **April 17**

National Cheeseball Day

#### **April 18**

National Animal Crackers Day

#### **April 19**

National Rice Ball Day

#### **April 20**

National Pineapple Upside-down Cake Day

#### **April 21**

National Chocolate-Covered Cashews Day

#### **April 22**

National Jelly Bean Day

## **Foodimentery**

### **Recipe of the Month**

In honor of National Grilled Cheese Month, the easiest of all sandwiches to make, The Pioneer Women has 17 of the best-grilled cheese sandwiches listed on their website. The key is always the cheese, but most people will agree a great tomato soup goes hand and hand with the sandwich. There are several ways to change the sandwich also, selection of breads and fixings to start with. Bacon and tomatoes are common, but try sliced cucumbers or medley of sliced bell peppers. The following is my take...

Ingredients: 4 slices of sourdough bread, ½ cup shredded sharp cheddar, ½ cup shredded Havarti, ½ cup shredded Gouda, 4 slices of Tillamook horseradish Swiss, ¼ cup chopped basil, ¼ cup chopped green onion, 1 tablespoon minced garlic, 8 tablespoon of salted butter, 2-4 tablespoons of parmesan cheese and 2-4 tablespoons of everything bagel spice. My favorite fixing is 4 stripes of pepper bacon, crispy.

Melt half the butter with basil, green onion and garlic to make a spread for the inside of the bread. Melt rest of butter and turn the bread to toast the outside. Add the sliced cheese first, then layers of the shredded cheeses. Cover briefly to melt cheese add fixings and fold together. Sprinkle spice and parmesan cheese on the outside crust. Cut and serve.



**April 23**  
National Cherry Cheesecake Day  
National Picnic Day

**April 24**  
National Pigs-in-a-Blanket Day

**April 25**  
National Zucchini Bread Day

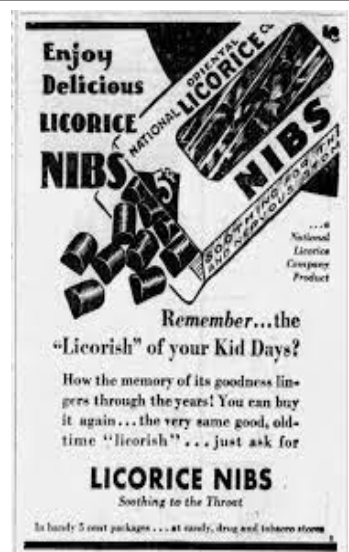
**April 26**  
National Pretzel Day

**April 27**  
National Prime Rib Day

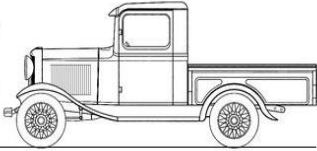
**April 28**  
National Blueberry Pie Day

**April 29**  
National Shrimp Scampi Day

**April 30**  
National Oatmeal Cookie Day  
National Raisin Day







**Jen Nielson Model A Estate Sale**

Call Larry Nielson for more information (360) 953-0607

1930 Coupe – Unrestored Body on Rolling Chase- Rebuilt Motor – Missing Sheet Metal - \$3K

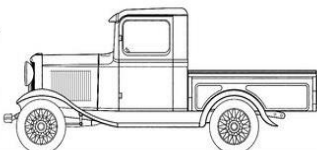


1929 Roadster – From the TV Show “The Waltons”, Jim Bob’s Car Unrestored with all the Documentation – 8K





# Volcano A's



Buy / Sell / Trade / Wanted  
Business

## Wanted

1928 - 31 Model A Sports Coupe Top Bow Main Roof Brackets,  
Rear Bow Supports and Rear Bow Vertical Supports.

Please contact Sandra Guyot (360) 907-3566

# Portland Swap Meet

March 31st, April 1st & 2nd

## Support Our 2023 Club Sponsors

*Butt's*  
**BECKER'S** LLC est. 1965  
'T' and 'A' Parts  
P.O. Box 374 - Eagle Creek, OR 97022-0374  
(503) 367-9676  
beckersautoparts@yahoo.com

**C'S AUTO MACHINE SHOP**

- FLYWHEEL GRINDING
- RESURFACING
- BORING
- THERMAL CLEANING
- ROD REBUILDING
- BLOCK DECKING
- VALVE GRINDING
- ENGINE REBUILDING
- KNURLING
- PIN FITTING
- PRESS WORK
- ROTORS & DRUMS

**ANTHONY**  
**574-4934**  
EDM SPECIALISTS IN  
REMOVING BROKEN TAPS,  
DRILLS, STUDS & EASY-OUTS

OPEN M-F, 8 am-6 pm  
800 NE 86th Street  
Vancouver, WA 98665

*We Save You Money* [www.costlessautoparts.net](http://www.costlessautoparts.net)

**Cost Less Auto Parts™**

**"NO EXCUSES, Get it done!"**

**Orchards**  
360-254-5710  
10507 NE 53rd St  
Vancouver, Wa 98662

**Hazel Dell**  
360-695-4423  
7215 NE Highway 99  
Vancouver, WA 98665

**HART RADIATOR**  
*Complete Radiator Service*

501 Grade Street, Kelso  
Fax 360-425-1189

*Auto, Truck & Industrial  
Radiators, Heaters, & Air Conditioners*

**360-425-6220**

Doug Hart  
360-430-3615 Cell

Allen Hart  
360-430-9169 Cell

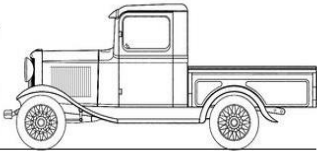
WHOLESALE FLEET

**GREEN**  
**CAM GRINDING**

KEN HEARD  
(360) 256-7985  
(503) 252-5505  
FAX (360) 256-7465

5913 NE 127TH AVE. #200  
VANCOUVER, WA 98682

Looking to advertise your business,  
send your information to  
[enhwooddesigns@gmail.com](mailto:enhwooddesigns@gmail.com) ,  
or call Eirik Huset at 360-606-0507.



### Northwest Regional Group Meet Victoria BC, September 18 – 23, 2023

The NWRG sent this information: I'm pleased to announce that we'll be headed to Victoria BC in September 2023 for the next NWRG Meet. I would have liked to schedule this meet during the summer break, however, Victoria is a real tourist destination so to eliminate extra fees and congestion it will be held on:

Sept. 18<sup>th</sup>: Check In  
 Sept. 19<sup>th</sup>: Welcome Breakfast & Tour  
 Sept. 20<sup>th</sup>: Touring & hopefully Hubley Racing  
 Sept. 21<sup>st</sup>: Grand Tour & Farewell Dinner  
 Sept. 22<sup>nd</sup>: Check Out

We're still in the process of organizing this event so we'll keep you posted on our process. For now, add it to your calendars, share with your club members so they can save the date, and get your cars tuned up.



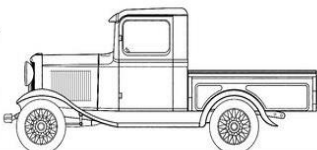
### Smooth Riders Tour, Sept. 28 – Oct. 1 2023

Most of you remember the Smooth Rider Tour of 2019...Well, I am thinking about a Smooth Rider Tour 2023. It will follow the same route to Clarkston except we will take a different route through wheat fields. There will be about 12 miles of gravel road but it is very, very scenic to say the least. At least we will be off of Highway 12 for a bit. I know this might not be good for some of you, but you can always take the pavement route to Clarkston where we will spend the first night. However, we will vote on this to go or not to go on this segment, as I would like all of us to be together.

From Clarkston we will tour to Grangeville, Idaho for the second night stay. Returning to Clarkston the next day for our third night stay. Then from Clarkston to home.

If you wish to get on the mailing list, please let me know. Steve Plucker, Walla Walla Sweet A's, [pif@bmi.net](mailto:pif@bmi.net)

*Volcano A's*



Misc. Model A News



## Model A Ford Club of America

Over 25 Years on the Web - 1997-2023

"The Largest Car Club in the World Dedicated to One Type of Automobile"



<https://www.facebook.com/groups/MAFCA/>

<https://www.instagram.com/modelafordclubofamerica/>

<https://www.facebook.com/groups/EraFashionCommitteeMAFCA/>

### Model A Ford Club of America

250 South Cypress,  
La Habra CA 90631-5515



Over Eighty Years Ago...Henry Ford created his legendary Model A Ford, now an icon of Americana representing the transition from flappers to breadlines as the depression rolled across the continent.

You can help to preserve Henry's Lady, the Model A Ford and the dynamic era of 1927 through 1931 by joining the Model A Ford Foundation. MAFFI is dedicated to the preservation of historical information and memorabilia of this time of change in America.

Model A Ford Foundation, Inc,  
P.O. Box 28,  
Peotone, Illinois, 60468



## *The Model "A"* RESTORERS CLUB

The Model "A" Restorers Club  
6721 Merriman Rd. Garden City, MI 48135  
734-427-9050  
[model-a-ford.org](http://model-a-ford.org)

The Model "A" Restorers Club - MARC, founded in 1952, holds as its aims the encouragement of members to acquire, restore, preserve, exhibit and make use of the Model "A" Ford. And most importantly, to enjoy the fellowship of other Model "A" Ford owners around the world.



## Model A Ford Club of America

Over 25 Years on the Web - 1997-2023

"The Largest Car Club in the World Dedicated to One Type of Automobile"



### Presidents News



As the old saying goes in my part of Texas "Spring has sprung". Daytime and nighttime temperatures are getting warmer and all the flora and fauna are benefitting from those warmer temperatures. It is the perfect time to get in the Model A and go on that old favorite Texas road trip: wildflower sightseeing. To me wildflowers along state public roads date to Lady Bird Johnson's campaign in the 60's to beautify America. "Ugliness is so grim," Lady Bird Johnson once said. "A little beauty, something that is lovely, I think, can help create harmony which will lessen tensions." "That belief -- that beauty can improve the mental health of a society -- and her determination to make the United States a more beautiful place became Lady Bird's true legacy. Throughout her time in the White House, she fought to make American cities more beautiful by planting flowers or adding park benches and by removing billboards and junkyards from the nation's highways." Nowhere is her program more visible than the springtime in Texas as Bluebonnets, Indian Paintbrush along with many other common Texas wildflowers (more than 5,000 in total) emerge and bloom in the bright, clear days of spring. Was Lady Bird Johnson correct? I think so. To me nothing relaxes me more than a leisurely drive in my Model A down remote country roads covered by wildflowers on each side. Add in an "ahooga Ahooga" pronouncement from time to time to signal: All is right with the world and it just doesn't get any better in my world.

If wildflowers aren't your thing, I noticed a lot of great events on the latest MAFCA calendar in the March/April issue of the Restorer. Lots of meets, swap meets, tours, local outings and even a pancake breakfast. Lots of good activities listed across the U.S. Check it out for something in your area. Nothing like visiting new, or even, old sites, meeting new friends and renewing old friendships while all the time driving your Model A. Sounds like a win-win to me.

Since 2021, MAFCA has joined forces with MAYRA, Model A Youth Restoration Award team, to proclaim May as Model A Youth Month. I would like to say a special thanks to all the young people involved in our Model A hobby. Even though you may not think so now, you are essential to the future of our hobby. Besides two great articles written by Emily Ellway and George Safeand appearing in the Jan/Feb 2023 Restorer and an article in the Mar/Apr Restorer written by Dr. Wilbert Smith, MAYRA has arranged for 19,000 postcards encouraging clubs to sponsor a youth activity in May to be included in packages of parts shipped by twelve Model A parts suppliers. Everything you and your Chapters can do to promote young people's involvement in hobby is a plus for us all. Since 1994, 107 awards have been made by MAYRA, totaling over \$184,000. Also, remember our A World Magazine is available for children. You can subscribe by sending your email address to [Aworld@mafca.com](mailto:Aworld@mafca.com). This is a wonderful electronic publication written by editor, Sherry Winkinhofer.

See You Down the Road, Robert Bullard



## **VOLCANO A's - Ford Model A Club**

**P O Box 2513**

**Battle Ground, WA 98604**

The Volcano A's is a non-profit organization dedicated to the restoration and preservation of the Model A Ford. Membership is open to all persons that are interested in the Model A Ford.

Membership in MAFCA National Club is optional for all members except 'Officers' of the Volcano A's, who must be MAFCA members.

Alcoholic beverages are not served at club functions. Any member choosing to partake of such beverages during club functions shall stand accountable for his own actions. Neither Volcano A's nor fellow officers shall be held responsible.

**Meetings are the 2<sup>nd</sup> Monday of each month at 7:00 p.m. at the  
Fourth Plain Church of the Nazarene – 16807 NE Fourth Plain, Vancouver.**

**Annual dues are \$20.00**

**Please right click and print this Application Form and send to above address**

### **NEW MEMBER INFORMATION**

Date: \_\_\_\_\_ Year Joined: \_\_\_\_\_

Please complete the following information for our Club Secretary

NAME \_\_\_\_\_ BIRTHDAY \_\_\_\_\_

SPOUSE \_\_\_\_\_ BIRTHDAY \_\_\_\_\_

ADDRESS \_\_\_\_\_ ANNIVERSARY \_\_\_\_\_

CITY, STATE, ZIP \_\_\_\_\_

TELEPHONE \_\_\_\_\_ EMAIL \_\_\_\_\_

Other Family Members living at home

Names \_\_\_\_\_ Birthday \_\_\_\_\_

\_\_\_\_\_

CAR Information: (Model, Year, Body Style) \_\_\_\_\_

\_\_\_\_\_

Revised 12/23/2022

# Invitation to Join Model A Ford Club of America

## ~Membership Benefits~

The *Restorer* magazine (6 issues per year) - Technical Support (free via mail or email)  
MAFCA Chartered Chapters in your local area - National Meets  
National Banquets - National Tours  
MAFCA also produces publications for sale including  
Restoration Guidelines & Judging Standards; Paint and Finish Guide; Hardware Standards  
A series of publications on How to Restore Your Model A; Era Fashion Guidelines; a number of  
Other publications related to the Model A Ford and its era

## Membership Form

\*Please select your membership type?

\* Required Fields

☒ U.S. Membership - \$50

☐ Canada/Mexico Membership - \$60

☐ International Membership - \$70

☐ International Membership w/ only online publication of *The Restorer* magazine - \$50

The *Restorer* Print Publication is included with every membership.

Digital Edition E-mail (optional)

\*First Name

\*Last Name

Spouse's First Name

Last Name

\*Address

\*City, State, Postal Code

\*Country

E-mail

\*Telephone

☐ Permission to publish my telephone number in future Membership Rosters

☐ Optional Initiation Package (Only \$9 extra)

**For New Members Only!**  
1 - Back issue of *The Restorer*  
1 - MAFCA Decal  
1 - Name Badge

☐ **Would you like to purchase a gift membership?**

How did you hear about us?