



June 2023


Volume 12 Issue 6

Volcano A's, PO Box 2513, Battle Ground, WA 98604

www.volcanoas.net

Meeting: Church of the Nazarene – 16850 NE Fourth Plain Blvd, Vancouver, WA 98682 - Second Monday of Month – 7:00 PM





President's Message

Dear Volcano A's Club,

Change of meeting place, day and time!

- Our new meeting place will be at the Ridgefield United Methodist Church, 1410 South Hillhurst Road, Ridgefield, Washington 98642
- Our first meeting will be Saturday, June 3rd at 2:00 PM.
- Our meetings will be on the first Saturdays of most months.
- Please see a map of how to get to the Ridgefield United Methodist Church elsewhere.

The Lava Ladies have suggested that we purchase 8 to 10 totes to pack-out and store all of the items that we currently have at the Nazarene Church.

I want to thank Todd & Sandy Miller for hosting us on our May Tour. We had a great time admiring their car collection and shop. Also thanks to Gary Swartz for organizing this tour.

In other news:

I have applied for the Ridgefield 4th of July parade and we will have a potluck at Kathy Green's house afterwards. The Green's house is located at 2620 NW Carty Road, Ridgefield, Washington 98642.

July 8th will be the Moser Twin Tunnel tour this year.

Sincerely, Roger Green, President Volcano A's

Board of Directors 2023

President: Roger Green - 503-602-2668
Roger_o_green@yahoo.com
Vice President: Gary Swartz - 360-666-0637
Garyswartz4@msn.com
Treasurer: Leonard Willey - 661-609-1988
lindawilley@mac.com
Secretary: Karen Huset - 360-609-4102
auntcappi@aol.com
Member at Large: Eirik N Huset - 360-606-0507
enhwooddesigns@gmail.com
Past President: Jerry Lane - 360-600-3158
northforkmuseum@gmail.com
Editor: Eirik N Huset - 360-606-0507
enhwooddesigns@gmail.com
Webmaster: Bob Rusunen - 360-828-5317
rrusunen@comcast.net

Committee Chairs

Community Service: Joyce Swartz
NW Regional Rep: Roger Green
Public Relations: Dian Lane
Refreshments Coordinator: Nancy Wooldridge
Sunshine: Carma Huset
Tour Director: Gary Swartz

Refreshments Committee

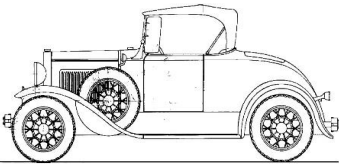
Volunteer members provide refreshments at the monthly meetings.

June: Kathy Green and Don Olson

July: Pat Schroeder

Sept: Linda Freimuth and Dianne Earnest

Oct: Becky Blick and Dian Lane



Monday, May 8, 2023

CALL TO ORDER: Roger Green called the meeting to order at 7:12 pm

GUESTS: n/a

VICE PRESIDENT / TOURS: Gary Swartz working with a new member to do a shop tour, details to come later.

Registration need ASAP for the NWRG Meet in Victoria, Sept 18-22. Don't forget that a Passport or Enhanced Driver's License is needed.

Smooth Rider Tour, Sept 28-Oct 1, Walla Walla, Clarkston, Grangeville and back.

TREASURER: Leonard Willey gave report. Report available upon request.

SECRETARY: n/a

EDITOR: Apology for no new roster, will work on getting it printed.

WEBMASTER/EDITOR: n/a

COMMUNITY SERVICE: Joyce Swartz reported \$106 in cash, 139 pounds of food for a total of 346 pounds, year to date for the Food Bank.

LAVA LADIES: Going to Cornell Farms Nursery & Café. Upcoming Garage Sale discussion to follow meeting.

SUNSHINE: Carma Huset – Rodger said Kathy's surgery was in & out, getting better every day. Jesse said Sandra has Shingles on her legs.

MODEL A NEWS: 2nd Saturday of Oct will be Ron Wade Memorial at WAAAM.

OLD BUSINESS:


REFRESHMENTS: Thanks to Becky Blick and Dian Lane

RAFFLE: Karen won \$44 and \$44 went to the Club. Jerry and Dian both won Liberty Quarters from '29 & '30, donated by Don Olson.

ADJOURNED: Meeting was adjourned by Roger Green at 7:43 pm.

Submitted by Karen Huset

Volcano A's



Upcoming Lava Ladies Events

June 24th Club Garage Sale @ the Willey's from 9 am to 3 pm.

July TBA

August TBA

Club Calendar of Events

June

3rd Meeting (New Location)

17th Tour TBA

24th Club Garage Sale

.

August

5th Meeting

5th Veterans of the Road Picnic - Centralia

11th – 13th Presidential Tour

20th Club Picnic

July

1th Meeting

4th of July Parade & Picnic, Ridgefield

8th Moser Twin Tunnel Tour

Tour Date ??? (TBA)

September

2nd Meeting

9th Tour (TBA)

18th – 22nd NW Regional Victoria B.C.

27th – Oct. 2nd Smooth Rider Tour

June

Birthdays

6 Linda Freimuth

7 Marlin Binder

7 Amanda Uthe

10 Rita Dietrich

11 Gary Swartz

12 Janice Bach

Anniversaries

2 Tom & Brnda Funk

3 John & Diana Carlile

9 Pete Hazard & Jann Jones

11 John & Dianne Earnest


13 Greg & Shirley Weast

14 Rick & Paula Boehm

16 Bob & Sherry Rusunen

25 Corley & Nancy Wooldridge

30 Gary & Joyce Swartz




The Lava Ladies went to Cornell Farms Nursery & Café on May 10th. The small but fun group had a blast, viewing all that the farm had to offer and enjoying a delicious brunch. (As reported by Karen Huset. Photos from the Cornell Farms website)



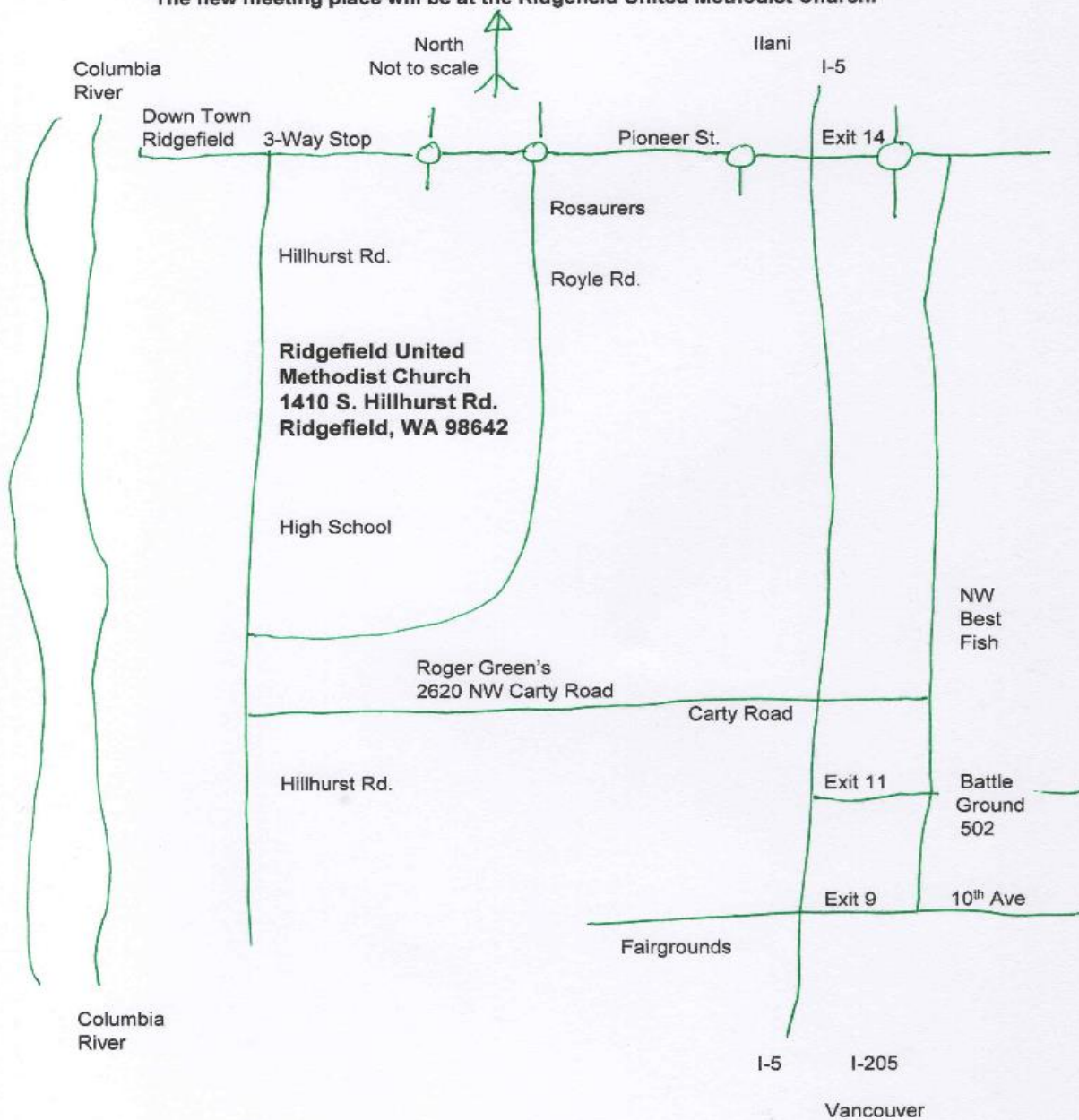
We need your Leftovers


One man's or women's junk, is another's treasures and the club garage sale is in need of those Collectables, Prints, Paintings and Parts. Please have everything that you are willing to donate, priced and ready to be sold. We will discuss drop off time and location at our June Meeting.



Map to Volcano A's New Meeting Place

Meetings on the first Saturday of the month at 2:00 PM, starting June 3rd, 2023.
The new meeting place will be at the Ridgefield United Methodist Church.





1928

1st - The crew of the *Southern Cross* landed at Wheeler Field in Hawaii after 27 hours 28 minutes in the first leg of their trans-Pacific flight.

3rd - The *Southern Cross* took off from Barking Sands, Hawaii, at dawn, heading for Fiji.

4th - The *Southern Cross* landed in Suva, Fiji, after 34 hours 33 minutes in the air.


8th - The *Southern Cross* took off from Fiji on the final leg of the trans-Pacific flight to Australia.

9th - The *Southern Cross* landed at Brisbane, Australia at 10:10 a.m., completing the trans-Pacific flight after 7,300 miles and 83 hours 21 minutes in the air.

10th - The *Southern Cross* flew to Sydney.



FOR FUN OR FAME OR FORTUNE



The complete line of Buhl Airsedans—Senior (8 place), Standard (6 place), Sport (3 place)—offers airline operators, private owners or corporations a plane for any purpose. Sesqui-wing designed, they embody the finest, most modern principles of aerodynamics and carry on the Buhl tradition of master engineering and splendid craftsmanship. Your letterhead will bring our new brochure, "Above the Clouds."

body the finest, most modern principles of aerodynamics and carry on the Buhl tradition of master engineering and splendid craftsmanship. Your letterhead will bring our new brochure, "Above the Clouds."



BUHL AIRCRAFT CO.
MARYSVILLE -- MICHIGAN

Aviation Magazine 1930

WYANDOTTE'S LATEST 25c TOY




No. 2 Wyandotte Airplane

Airplane reproduction of Lockheed Vega. Wings, body and propeller twenty gauge metal. two wooden wheels. Propeller revolves. Wing spread 18 in., body 12½ in. long. Assorted colors: green and orange, blue and red, orange and black.

Complete line of Pop Guns and Airplanes shown during
MIDSUMMER TOY WEEK IN NEW YORK CITY
June 9th to 14th

Manufactured by
ALL METAL PRODUCTS COMPANY, Wyandotte, Michigan, U. S. A.

Novelties and Toys Magazine 1930

**1928 - A very active end of the month in Politics ...**

12th - The Republican National Convention opened in Kansas City, Missouri. Herbert Hoover (above left) was expected to win the presidential nomination easily, so most of the speculation was about who would be chosen as his running mate.

14th - U.S. Secretary of Commerce Herbert Hoover was unanimously chosen as the Republican nominee for President of the United States.


15th - Charles Curtis (above center left) of Kansas was named Herbert Hoover's running mate on the final day of the Republican Convention.

26th - The Democratic National Convention opened in Houston, Texas. There was little doubt that Al Smith (above center right) and Joseph T. Robinson (above right) would be nominated for the presidential ticket, so most speculation was about what policy the party would adopt on the matter of Prohibition. Governor Smith remained in Albany and did not attend the convention himself.

27th - New York Governor Al Smith was formally nominated as a Democratic candidate at the National Convention. "Because of his power of leadership there is no doubt the governor will make an efficient president, a great president", Franklin D. Roosevelt said in the nomination address. "He again will place us among the nations of the world as a country which values its ideals as much as its material prosperity."

28th - Al Smith accepted the nomination for President of the United States at the Democratic National Convention,^[51] becoming the first Roman Catholic person in the U.S. to be nominated for president by a major political party.

29th - Arkansas U.S. Senator Joseph T. Robinson was nominated for vice president on the final day of the Democratic National Convention.



1930

9th - The Chicago Board of Trade Building, the city's tallest, opens. (below left)




28th - The Terminal Tower in Cleveland opened. Terminal Tower is a 52-story, 771 feet, landmark skyscraper located on Public Square in Downtown Cleveland, Ohio, United States. Built during the skyscraper boom of the 1920s and 1930s, it was the second-tallest building in the world when it was completed. (above right)

1931


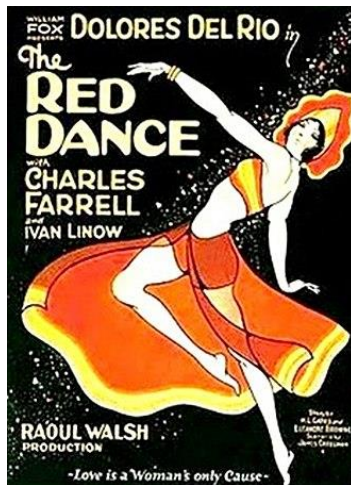
23rd - Wiley Post and Harold Gatty took off in the Lockheed Vega Winnie Mae from Roosevelt Field in an attempt to fly around the world in record time. Post and Gatty were successful in circumnavigating the world in 8 days, 15 hours and 15 minutes and returned to Long Island on July 1. This is the same plane that Amelia Earhart flew, becoming the first woman to fly solo across the Atlantic Ocean.





25th 1928


The silent film *The Red Dance* premiered at the Globe Theatre in New York City. It was preceded by the debut of the Newsreel Shaw Talks for Movietone News, in which American audiences got their first opportunity to hear the voice of George Bernard Shaw. The Irish playwright displayed some of his signature wit as he jovially addressed his imaginary audience and performed a visual impression of Benito Mussolini.



12th 1929

The war film *The Four Feathers*, starring William Powell (below left) and Fay Wray (below right), premiered at the Criterion Theater in New York City.






18th

Kansas Joe McCoy and Memphis Minnie recorded the blues song "When the Levee Breaks" for Columbia Records, later to be famously covered by Led Zeppelin.

20th

The musical film The Hollywood Revue of 1929 premiered at Grauman's Chinese Theatre in Hollywood.




21st

The musical film Broadway Babies, starring Alice White (above right), premiered at the Central Theatre in New York City.

7th 1930

Gallant Fox won the Belmont Stakes horse race to win the American Triple Crown of Thoroughbred Racing.





24th

The prison film *The Big House*, starring Chester Morris (below center) and Wallace Beery (below right), premiered at the Astor Theatre in New York City.

27th

Lotus Isle Amusement Park opened in Portland, Oregon. The Park was an amusement park that operated from 1930 to 1932 on Tomahawk Island in Portland, Oregon. Known as the "Wonderland of the Pacific Northwest", Lotus Isle was located just east of the more successful Jantzen Beach amusement park. Lotus Isle spread out over 128 acres and at the time was Portland's largest amusement park.





High School Graduation Month


The month of June will always have thousands of students walk across the stage for their graduation. The new era of young adults will always be excited for their next journey. I can guess that that will never change throughout time. However, I will tell you that the fashion and dress codes sure have changed.




Ronald Reagan Class of 1928



Richard Nixon Class of 1930




Gerald Ford Class of 1931




From Brian Laine and the Laine Family Website ... Model-A Carburetor Upgrade

The stock Model-A carburetor is a very simple one-barrel updraft carburetor. No accelerator pump, not a lot of circuits and adjustments, but it works surprisingly well in practice. It even has a nifty control in the cockpit that allows you to pull a knob for the choke, and twist it for mixture. And this control can be easily disconnected at the carburetor with the sliding of a sleeve. The carb fills from gravity since the fuel tank is behind the dash, and the carb is mounted down on the side of the motor. Looks like this:



The real problem is that it gets terrible gas mileage. Around 13-15 MPG. Pretty poor for a 2,200 lb car. I had read that you can improve mileage and power by installing a more modern carburetor, the Weber DGV. This is a two-barrel, progressive-linkage carb with accelerator pump, and all the circuits that make modern carbs work well in a variety of conditions. And I happened to have one of these carburetors sitting around from when I converted my Austin Healey Bugeye Sprite from the Weber back to SUs.

Typically Model-A Weber conversion kits are available as a complete package, but since I had the Weber already, I could only find one place selling the manifold and linkage kit separately. It's *Auto Care and Restoration* in Redding California (www.partsformodelafords.com). Nice people, but it took about a month for the order to be filled. Then later I found that they hadn't shipped part of the linkage, so had to wait for that too.




Model-A Carburetor Upgrade

Since this is a downdraft installation, the carburetor is mounted quite a bit higher on the engine. Enough so that it's a concern whether gravity feed is adequate since the static-head is much lower. I understand some people do run these on gravity, but most install an electric fuel pump. While that's probably the best way to do it, I decided that since my Model-B motor had the boss for a mechanical fuel pump, I'd use one of those to be more in keeping with the vintage nature of the car. The person I bought my car from set me up with a box of random Model-B fuel pump parts. Since I didn't like the looks of the lever arm on any of them, I decided to send one off to *Renner's Corner* in Manchester Michigan (www.rennerscorner.com) for a rebuild. I got a call back that this wasn't a Model-B pump, it was from some sort of industrial engine. I thought it was sort of unusual that the mounting pattern looked the same, but learned that there was an ANSI standard for fuel pump mounting that applies to the flange (but not the lever). Great idea, wish there were more common parts. That probably explains why a small-block-Chevy fuel pump block-off plate fits the small-block-Ford engine that I'm building for my 240Z.




I sent the other complete pump, and the body that I had remaining, off the Renner's Corner. Turns out the complete pump wasn't for a Model-B either, but the body was. By the time I purchased the parts from Mr. Renner to make the pump complete, and added the cost for the two shipments of core parts to him, it would have been cheaper, and a lot faster, to just buy a complete fuel pump without any core. Well, live and learn.


The Weber has a modern, chrome air filter assembly that isn't all in keeping with the Model-A engine's appearance. I bought a small old oil-bath filter at a swap meet, hoping that it could be modified to work, but the carburetor is so close to the hood on the side, it wouldn't fit without being mounted way off center. I found an aluminum carburetor inlet at *Pierce Manifolds* (www.piercemanifolds.com). It's intended to be used with a hose for a remote inlet, but looks pretty vintage used stand-alone. Especially after I painted the intake manifold and air-inlet with good old Ford engine green like the rest of the motor.

The fuel line is 1/4" OD, which doesn't deliver a lot of fuel (3/16" ID?), but evidently it's enough. The fuel bowl and fuel pump use special compression fittings. They are available at NAPA or CarQuest as "Ford Fittings." I also got a choke cable at NAPA and ran it up to where the choke tube was mounted originally. I had to make a little aluminum spacer at the top to extend it out a little from the bracket.



Here's what the completed installation looks like.





I took this opportunity to mount the "heater" that I got with the car, but was just in a box of parts rather than mounted. It was missing a couple of parts that I fabricated. This was a period accessory since the standard Model-A had no heater. You can see it as the large aluminum duct directly behind the carburetor. It works by routing air, pushed by the fan, through the ducting which encompasses the hot exhaust manifold, then sends it through a hole in the fire-wall that can be easily opened and closed. From inside the car, it looks like this...



The heater works amazingly well, although I suppose it's sending some carbon monoxide into the cabin if the exhaust manifold is leaking at all.

I haven't actually driven the car with the Weber yet, I'm still waiting for the last part of throttle linkage that they are sending me.

Update: After three weeks of waiting for the throttle linkage part, I gave up and found something that could be modified to work from a Volvo at Pull-A-Part. I've driven the car now, and it seems snappier with the Weber. Fires right up like it can't wait to run. I'm happy with the conversion.

Epilog - it's many months later now, and I never did get the linkage parts, but don't need them anymore, anyway. After driving it for a while, I discovered that it didn't turn into a Toyota Prius when it comes to economy. Just a little better than stock now.

Celebrate All Month Long

National Candy Month
 National Dairy Month
 National Fresh Fruit and Vegetables Month
 National Iced Tea Month
 National Papaya Month
 First Friday in June: [National Donut Day](#)

- 1 National Hazelnut Cake Day
- 2 National Rocky Road Day
- National Rotisserie Chicken Day
- 3 National Chocolate Macaroon Day
- National Egg Day
- 4 National Cheese Day
- 5 National Ketchup / Catsup Day
- 6 National Gingerbread Day
- 7 National Chocolate Ice Cream Day
- 8 National Jelly-Filled Doughnut Day
- 9 National Strawberry-Rhubarb Pie Day
- 10 National Iced-Tea Day
- 11 National German Chocolate Cake Day
- 12 National Peanut Butter Cookie Day
- International Falafel Day
- 13 Cupcake Lover's Day
- 14 National Strawberry Shortcake Day
- 15 Lobster Day
- 16 National Fudge Day
- 17 National Apple Strudel Day
- National Cherry Tart Day
- 18 International Picnic Day
- National Cheesemakers Day
- 19 National Martini Day
- 20 National Vanilla Milkshake Day
- 21 National Peaches & Cream Day
- 22 National Chocolate Eclair Day
- National Onion Ring Day
- 23 National Pecan Sandy Day
- 24 National Pralines Day
- 25 National Strawberry Parfait Day
- National Catfish Day
- 26 National Chocolate Pudding Day
- 27 National Orange Blossom Day
- 28 National Tapioca Day
- 29 National Almond Buttercrunch Day
- 30 National Mai Tai Day



1930 Minute Tapioca Recipe Pamphlet

In honor of June 9, National Strawberry-Rhubarb Pie day, here is a recipe from the New York Times.



INGREDIENTS:

For the Filling

- 2 cups rhubarb in one-inch pieces, about one pound
- 3 cups strawberry halves
- 1 cup sugar
- 3 tablespoons "minute" tapioca
- 3 tablespoons unsalted butter

For the Crust

- 2½ cups all-purpose flour, plus more for dusting
- ½ teaspoon salt
- ¾ teaspoon sugar, plus extra for sprinkling
- 15 tablespoons unsalted butter, very cold and cut into ¼-inch cubes
- ½ cup ice-cold water
- 1 tablespoons milk

PREPARATION

Step 1 - Prepare the pastry: combine the flour, salt and sugar in a large mixing bowl. Using a fork or pastry cutter, work half of the butter into the flour until it resembles coarse meal. Quickly work the remaining butter into the dough until the biggest pieces are the size of lima beans. Drizzle in the water in several additions, tossing and mixing between each. (It should look rather ropy and rough.) Stop adding water when a few bits of dry flour remain in the bottom of the bowl; do not overwork the dough or it will become tough. Gather two-thirds of the dough and wrap tightly with plastic wrap. Do the same with the remaining third. Flatten into disks. Refrigerate for at least 30 minutes. When the dough is chilled, roll out the larger piece and line a nine-inch pie pan.


Step 2 - If rhubarb is thick, peel it. Combine rhubarb and strawberries in a bowl. Mix sugar and tapioca together and fold gently into the strawberries and rhubarb. Allow to macerate for 15 minutes.

Step 3 - Preheat oven to 425.

Step 4 - Spoon fruit into pastry shell and dot with butter. Roll out remaining pastry, cut into strips three-quarters of an inch wide and weave a lattice to cover the pie. You can simply lay the strips on top in criss-cross fashion if weaving is not one of your skills. Seal, trim and crimp the edges. Brush the lattice with milk and sprinkle with a bit of sugar.

Step 5 - Bake in preheated oven for 15 minutes. Lower heat to 350 degrees and bake 40 minutes longer, until pastry has browned and filling begins to bubble. Let pie cool completely before serving, at least 3 hours and up to overnight to set the filling.

Volcano A's



Buy / Sell / Trade / Wanted Business

Jen Nielson Model A Estate Sale

Call Larry Nielson for more information (360) 953-0607


1930 Coupe – Unrestored Body on Rolling Chase- Rebuilt Motor – Missing Sheet Metal - \$3K



1929 Roadster – From the TV Show “The Waltons”, Jim Bob’s Car Unrestored with all the Documentation – 8K



Volcano A's



Buy / Sell / Trade / Wanted Business

Wanted

1928 - 31 Model A Sports Coupe Top Bow Main Roof Brackets,
Rear Bow Supports and Rear Bow Vertical Supports.

Please contact Sandra Guyot (360) 907-3566

Support Our 2023 Club Sponsors

Butt's
BECKER'S LLC est. 1965
'T' and 'A' Parts
P.O. Box 374 - Eagle Creek, OR 97022-0374
(503) 367-9676
beckersautoparts@yahoo.com

C'S AUTO MACHINE SHOP

- FLYWHEEL GRINDING
- RESURFACING
- BORING
- THERMAL CLEANING
- ROD REBUILDING
- BLOCK DECKING
- VALVE GRINDING
- ENGINE REBUILDING
- KNURLING
- PIN FITTING
- PRESS WORK
- ROTORS & DRUMS

ANTHONY
574-4934

OPEN M-F, 8 am-6 pm
800 NE 86th Street
Vancouver, WA 98665

EDM
SPECIALISTS IN
REMOVING BROKEN TAPS,
DRILLS, STUDS & EASY-OUTS

We Save You Money www.costlessautoparts.net

Cost Less Auto Parts™

"NO EXCUSES, Get it done!"

Orchards
360-254-5710
10507 NE 53rd St
Vancouver, Wa 98662

Hazel Dell
360-695-4423
7215 NE Highway 99
Vancouver, WA 98665

HART RADIATOR
Complete Radiator Service

501 Grade Street, Kelso
Fax 360-425-1189

*Auto, Truck & Industrial
Radiators, Heaters, & Air Conditioners*

360-425-6220

Doug Hart
360-430-3615 Cell

Allen Hart
360-430-9169 Cell

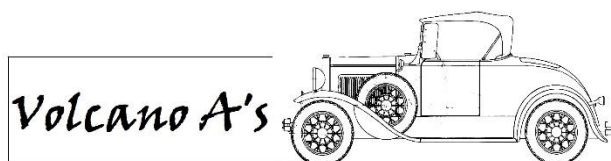
WHOLESALE FLEET

Erik's CAM GRINDING

KEN HEARD
(360) 256-7985
(503) 252-5505
FAX (360) 256-7465

5913 NE 127TH AVE. #200
VANCOUVER, WA 98682

Looking to advertise your business,
send your information to
enhwooddesigns@gmail.com ,
or call Eirik Huset at 360-606-0507.



Northwest Regional Group Meet Victoria BC, September 18 – 23, 2023

Please Register ASAP

Sept. 18th: Check In

Sept. 19th: Welcome Breakfast & Tour

Sept. 20th: Touring & hopefully Hubley Racing

Sept. 21st: Grand Tour & Farewell Dinner

Sept. 22nd: Check Out



(UPDATED) Smooth Riders Tour, Sept. 28 – Oct. 1 2023

SEPTEMBER 28, 2023 - It will follow the same route from Walla Walla, WA to Clarkston, WA except we will take a different route through the wheat fields of central Southeastern Washington. There will be about 12 miles of gravel road but it is very, VERY scenic to say the least. At least we will be off of HWY 12 for a bit. I know this might not be good for some of you BUT you can always take the pavement route to Clarkston where we will spend our first night September 28, 2023! We will discuss this route at the start of our tour.

We will have lunch at the Pataha Flower Mill then on to Clarkston taking the back roads and Dinner at Roosters.

SEPTEMBER 29, 2023 - From Clarkston, WA we will tour through the Nez Perce Indian Reservation with a lunch stop west of Cottonwood, ID., in Kutterville, ID at the Kutterville Pub and Grub and maybe a museum tour or two. We then will travel on to White Bird, ID for a stop at an antique store and the White Bird Canyon Battle Site, and then on to Grangeville, Idaho for the second night with a dinner at a Rib House.

SEPTEMBER 30, 2023 - From Grangeville, ID we will go back to Clarkston, WA, with a side trip to Peirce, ID for lunch at Miss Lily's Gold Rush Saloon, to spend the night. We may have dinner again at Roosters or another place if we choose.

OCTOBER 1, 2023 - From Clarkston, WA back home.

NOTE: You will be required to make your own hotel reservations for this tour.

In Clarkston (2 nights):

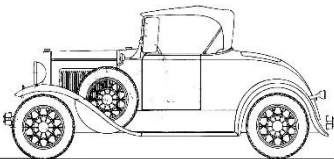
1. Holiday Inn Clarkston
2. River Tree Inn
3. Best Western Plus The Inn at Hells Canyon

In Grangeville (1 night):

1. Super 8 by Wyndham
2. Gateway Inn

If you wish to get on the mailing list, please let me know. Steve Plucker, Walla Walla Sweet A's, pif@bmi.net

Volcano A's



Misc. Model A News



Model A Ford Club of America

Over 25 Years on the Web - 1997-2023

"The Largest Car Club in the World Dedicated to One Type of Automobile"



<https://www.facebook.com/groups/MAFCA/>

<https://www.instagram.com/modelafordclubofamerica/>

<https://www.facebook.com/groups/EraFashionCommitteeMAFCA/>

Model A Ford Club of America

250 South Cypress,
La Habra CA 90631-5515



Over Eighty Years Ago...Henry Ford created his legendary Model A Ford, now an icon of Americana representing the transition from flappers to breadlines as the depression rolled across the continent.

You can help to preserve Henry's Lady, the Model A Ford and the dynamic era of 1927 through 1931 by joining the Model A Ford Foundation. MAFFI is dedicated to the preservation of historical information and memorabilia of this time of change in America.

Model A Ford Foundation, Inc,
P.O. Box 28,
Peotone, Illinois, 60468



The Model "A" RESTORERS CLUB

The Model "A" Restorers Club
6721 Merriman Rd. Garden City, MI 48135
734-427-9050
model-a-ford.org

The Model "A" Restorers Club - MARC, founded in 1952, holds as its aims the encouragement of members to acquire, restore, preserve, exhibit and make use of the Model "A" Ford. And most importantly, to enjoy the fellowship of other Model "A" Ford owners around the world.



Model A Ford Club of America

Over 25 Years on the Web - 1997-2023

"The Largest Car Club in the World Dedicated to One Type of Automobile"



Presidents News



As spring comes to an end for many, we are entering the early summer months which afford great touring opportunities for our Model A's. Predictable, warm weather and sun filled days are great for individual or club outings. Checking the MAFCA Calendar I notice that we have sixteen activities listed covering every month from June thru December of 2023. Some are single day events and some last as long as two weeks. Check out the calendar for events in your area. This would be a great time to meet new people and make new friends.

I would like to extend a special thank you to **Andy Scheer** for all the hard work he does preparing for publication the bi-monthly issues of *The Restorer* magazine.

Our club magazine is a wonderful compilation of articles ranging from subjects such as restoration, maintenance, local chapter/club news, social gatherings, fashion news, historical information about

Ford the car and Ford the man, classified ads that provide a wealth of information on parts and service availabilities and comment columns from the President, Technical Director, Chapter Coordinator and Membership/Marketing Director. I especially like the Chapter News section. It helps me keep up with Chapters across the U.S. and provides ideas for outings with my local Chapter. It is a yeoman's job putting all this information together and Andy does a masterful job. As MAFCA member **Cindy Ellebecker** of Wisconsin commented to me in a recent email: "Your Restorer magazine is worth the price of membership alone in my opinion." Thanks for the kind remark, Cindy.

I'm sure you noticed in the May/June issue MAFCA's new membership recognition program \ MAFCA Star in **Jay McCord's** Membership Moment column. Any existing MAFCA members that bring in a new member to MAFCA will receive a MAFCA Star static clean sticker than can be displayed on any Model A window. Just make sure you get your name included on the application.

Thanks to **Howard Eckstein** for his cover story article, "Can You Crank-Start Your Model A?" in the May/June Restorer. I've never hand started a Model A and the information and photos shared was very informative. I'll file this information in my long lost but important info file. You just never know when it may be needed. I try to rely on gravity for assistance when I have an issue but that isn't always possible. Thanks Howard.

At the May MAFCA Board of Directors meeting, it was decided that one person should not simultaneously serve as a member of the national board and as Webmaster. With this in mind, **Gary Price** has been replaced as Webmaster and will continue to serve his term as a MAFCA Director. Gary is currently the Advertising Director coordinating and managing all of MAFCA's advertising efforts. Please continue to support Gary in this important role. Additionally, I would like to extend my appreciation to Gary for his Webmaster leadership during 2023.

The Board of Directors has confirmed **Rick Black's** appointment as MAFCA's Interim Webmaster. Rick was the long standing MAFCA Webmaster before retiring from the position in December 2022. Rick will begin managing the website effective immediately and will also assist in the search for a permanent replacement. Please join me in welcoming Rick back as Webmaster.

See you down the road! Robert Bullard

VOLCANO A's - Ford Model A Club
P O Box 2513
Battle Ground, WA 98604

The Volcano A's is a non-profit organization dedicated to the restoration and preservation of the Model A Ford. Membership is open to all persons that are interested in the Model A Ford.

Membership in MAFCA National Club is optional for all members except 'Officers' of the Volcano A's, who must be MAFCA members.

Alcoholic beverages are not served at club functions. Any member choosing to partake of such beverages during club functions shall stand accountable for his own actions. Neither Volcano A's nor fellow officers shall be held responsible.

**Meetings are the 2nd Monday of each month at 7:00 p.m. at the
Fourth Plain Church of the Nazarene – 16807 NE Fourth Plain, Vancouver.**

Annual dues are \$20.00

Please right click and print this Application Form and send to above address

NEW MEMBER INFORMATION

Date: _____ Year Joined: _____

Please complete the following information for our Club Secretary

NAME _____ BIRTHDAY _____

SPOUSE _____ BIRTHDAY _____

ADDRESS _____ ANNIVERSARY _____

CITY, STATE, ZIP _____

TELEPHONE _____ EMAIL _____

Other Family Members living at home

Names _____ Birthday _____

CAR Information: (Model, Year, Body Style) _____

Revised 12/23/2022

Invitation to Join Model A Ford Club of America

~Membership Benefits~

The *Restorer* magazine (6 issues per year) - Technical Support (free via mail or email)
MAFCA Chartered Chapters in your local area - National Meets
National Banquets - National Tours
MAFCA also produces publications for sale including
Restoration Guidelines & Judging Standards; Paint and Finish Guide; Hardware Standards
A series of publications on How to Restore Your Model A; Era Fashion Guidelines; a number of
Other publications related to the Model A Ford and its era

Membership Form

*Please select your membership type?

* Required Fields

☒ U.S. Membership - \$50

☐ Canada/Mexico Membership - \$60

☐ International Membership - \$70

☐ International Membership w/ only online publication of *The Restorer* magazine - \$50

The *Restorer* Print Publication is included with every membership.

Digital Edition E-mail (optional)

*First Name

*Last Name

Spouse's First Name

Last Name

*Address

*City, State, Postal Code

,

*Country

E-mail

*Telephone

☐ Permission to publish my telephone number in future Membership Rosters

☐ Optional Initiation Package (Only \$9 extra)

For New Members Only!
1 - Back issue of *The Restorer*
1 - MAFCA Decal
1 - Name Badge

☐ **Would you like to purchase a gift membership?**

How did you hear about us?

OK

Reset