



Volcano A's, PO Box 970, La Center, WA 98629

www.volcanoas.net

Meeting: Church of the Nazarene – 16850 NE Fourth Plain Blvd, Vancouver, WA - Second Monday of Month – 7:00 PM

Lunch and Take-Out at Benny's Pizza & Café on 4219 St Johns Rd NE, Vancouver, WA

Volume 10 Issue 1

January

2021

*2020 – MAFCA Newsletter Certificate of Merit
 2018 – MAFCA Website of Distinction
 2017 & 2015 MAFCA Newsletter Certificate of Merit
 2017 MAFCA Website Certificate of Merit
 2013 MAFCA Newsletter of the Year 2015 & 2013 MAFCA Website of the Year*



Winter 1930's County Service Station





President's Note
December 30, 2020

Try and make the best of your time and have a Happy New Year. Even though our experiences aren't the same as in the past, we will eventually return to some great experiences with our Model A's.

Thank you to Corley and Nancy for the great Christmas light tour, I know a lot of planning went into the preparation.

We had a wonderful experience enjoying the lights in West Camas, Evergreen Blvd and East Vancouver.

Keep the Spirit alive,

Jerry



**All club events are
cancelled until
further notice**

"Great men are rarely isolated
mountain peaks; they are the
summits of ranges"

- Thomas Wentworth Higgins

2021 Board of Directors

President:

Jerry Lane - 360-263-6980
northforkmuseum@gmail.com

Vice President:

Corley Wooldridge 360-567-6349
Corley@corleyw.com

Treasurer:

Linda Willey - 360 687-0916
lindawilley@mac.com

Secretary:

Sherry Rusunen - 360-828-5317
rrusunen@comcast.net

Member at Large:

Austin Alling - 360-901-5998
Austin.Alling@icloud.com

Past President:

Jack Dusenberry - 360-256-0149
jdusie@comcast.net

Editor/Webmaster:

Bob Rusunen - 360-828-5317
rrusunen@comcast.net

Committee Chairs

Community Service: Joyce Swartz

Garage Workshop: Tom Pagel

NW Regional Rep: Roger Green

Public Relations: Dian Lane

Refreshments Coordinator: Nancy
Wooldridge

Sunshine: Karen Huset

Tour Director: Corley Wooldridge

**Shoutout to everyone who can still
remember their childhood phone
number but can't remember the
password they created yesterday.**

© I Might Be Funny

You are my people.

Articles and contributions are encouraged and may be used as space permits. The deadline for all articles is the 20th of the preceding month. The Volcano View is a monthly publication of the Volcano A's Chapter - MAFCA E-mail all proposed articles to:
rrusunen@comcast.net

January



Volcano A's Celebration and Events Calendar

Sunday	Monday	Tuesday	Wednesday	Thursday	Friday	Saturday
					1 Happy New Year Happy Birthday Larry Cox	2
3	4 Happy Birthday Becky Blick	5 Happy Birthday Frank Emerick Ken Berg	6	7	8 Happy Birthday Frank Mayer	9
10	11 Club Meeting (Cancelled)	12	13 Happy Birthday Louise Berg Jay Crawford	14	15	16 Happy Birthday Jerry Lane
17 Happy Birthday Kathy Green	18 Martin Luther King Jr. Day	19	20	21 Happy Birthday Linda Willey	22 Happy Birthday Greg Weast	23
24	25	26	27	28	29 Happy Birthday Mike Blick	30 Happy Anniversary Gordon & Sharon Cook
31						

The debut of Lady Lilli! A full color photo illustrated counting book for Model A enthusiasts and young readers.

Lady Lilli

Has One Horn

A Classic Car Discovery Book

Written by Melanie Kordis
Illustrated by Ryan Jones

Order today at BookBaby.com

BookBaby Publishing

"By Golly! A swell little book from one of our own"
- Cape Henry Model A Ford Club

No Meeting Minutes for the Month of December

“And Crown Thy Good With Brotherhood”



Source: Calendar Boystown.org

Christmas Lights Tour

If you missed this one, you missed one great tour. A perfect clear and moonlit touring evening: the weather forecaster was right for once! Four decorated Model "A"s and three decorated modern cars participated in the tour. We toured several neighborhoods in the Camas and East Vancouver area. It was fun to see the various Christmas decorations on many homes, and people enjoyed seeing the decorated Model "A"s, too. There were many smiles (under masks) shared that night. Corley actually found a route without pot holes, there WERE speed bumps though (LOL). Many thanks to Corley and Nancy for another wonderful and successful tour.

Marlin Binder

Predicting the Future for 2021 by Corley

Perhaps you have wondered what the future holds for 2021. Here is a calculator that will help determine what is ahead... Dig out your 2018 roster to find these answers. (The orange one.)

- 1) Find the number of Volcano's As members in the 2018 Membership Roster.
- 2) Divide by the number of different past presidents.
- 3) Round up.
- 4) Subtract the number of club officers.
- 5) Add the number of years the model A Ford was produced.
- 6) Square this number.
- 7) Subtract the tire rim diameter of a 1930 model A.
- 8) Add the number of combustion cylinders in a 1927 model A Ford.
- 9) Add the number of doors in a 1928 Tudor model A.
- 10) Subtract the number of windows in a 1930 model A CCPU.
- 11) Subtract the number of phone numbers on page 1 of the 2018 roster.
- 12) Divide by the number of phone #s on the roster's cover.

Answers to Predicting the future for 2021:

- 1) Find the number of Volcano's As members in the 2018 Membership Roster. (62)
- 2) Divide by the number of different past presidents. ($12 \div 62 = 5.1666$)
- 3) Round up. (5.1666 rounds up to 6)
- 4) Subtract the number of club officers. ($6 - 5 = 1$)
- 5) Add the number of years the model A Ford was produced. ($4 + 1 = 5$)
- 6) Square this number. ($5 \times 5 = 25$)
- 7) Subtract the tire rim diameter of a 1930 model A. ($19 - 25 = -6$)
- 8) Add the number of combustion cylinders in a 1927 model A Ford. ($4 + 6 = 10$)
- 9) Add the number of doors in a 1928 Tudor model A. ($2 + 10 = 12$)
- 10) Subtract the number of windows in a 1930 model A CCP ($4 - 12 = -8$)
- 11) Subtract the number of phone numbers on page 1 of the 2018 roster. ($7 - 8 = -1$)
- 12) Divide by the number of phone #s on the roster's cover. (1 divided by zero = **undetermined**)

Explanation: Any number divided by zero produces an undetermined result. Google "Divide by zero" for an explanation. Because the answer to the final calculation is "undetermined", none of the other answers actually matter.



1928-1931 Mens Fashion



Source: Vintage Dancer.com

1928-1931 Ladies Fashion



Source: Vintage Dancer.com

Model A Advertisement



Harley-Davidson Ad





Don't
depend on luck—Use

WEED CHAINS

and obtain maximum brake-power

IN wet weather, the action of the best brakes, two or four, does not give protection if tires are not equipped with Weed Chains.

Wet rubber is always slippery and treacherous. Use Weed Chains and guard against that dangerous forward skid or slip that defeats the action of the best brakes.

Weed Chains fit Ballroom, Card and Fabric tires and add to garage, motor accessory stores and hardware stores. Remember the name WEED is plainly stamped on every hook.

AMERICAN CHAIN COMPANY, INC.
BRIDGEPORT, CONNECTICUT

In Canada:
Dominion Chain Co., Limited, Niagara Falls, Ont.

DIFFERENT SALES OFFICES
New York The Automobile Philadelphia
Chicago Pittsburgh

World's Largest Manufacturers of Rubber and Rubber Chains for All Purposes



Latex chains are rubber with hooks (tongued ends) and each chain is made from four parts of steel.



Starter forward too much in wet weather.



Hook chains are tightly as flexible as steel.

Use Weed Chains

1928 NATIONAL NEWS

"My Weekly Reader" magazine makes its debut.

Boston Garden officially opens.

The electron microscope is invented by Max Knoll and Ernst Ruska.

Mickey Mouse premieres in "Plane Crazy," a silent cartoon parody of the Lindbergh craze.

General Electric begins the first regularly scheduled television broadcasts three days a week for two hours each day at station WGY in Schenectady, N.Y.

Herbert Hoover wins the U.S. Presidency, defeating Al Smith.

Scotch tape is first marketed by the 3-M Company.

Seek Publishing

Remember When

1928

Firestone



QUALITY

All the scientific skill and creative ability of the world's largest organization devoted exclusively to tire building enter into the manufacture of Firestone Tires. Engineers, chemists, designers and the thousands of stockholders-employees are pledged to maintain the Firestone ideal of "More Miles per Dollar."

The Firestone Gum-Dipped Balloon is their supreme achievement—recognized as the quality standard of the industry, the tire selected by so many of America's leading automobile manufacturers as new car equipment, and the choice of millions of motorists.

Firestone advanced the science of the building many years by developing the special Gum-Dipping process. Every

fiber of every cord in Firestone Tires is saturated and finished with rubber, minimizing friction and heat (increases tire life) and adding many extra thousands of miles.

With world-wide facilities for controlling raw materials at the sources, and direct distribution only to regular tire dealers, through 199 Factory Branches and Warehouses, Firestone eliminates middlemen's profits and assures fresh, clean tires to motorists everywhere. Firestone Dealers—specially trained at Firestone Tire Repair Schools and Educational Meetings and with modern facilities for better service—give motorists valuable assistance in the securing of longer tire mileage and lower car upkeep.



FIRESTONE — built according to Firestone long mileage formula — low price — Courier Standard — good tire at a very low price — Airway — designed for the highest mileage

AMERICANS SHOULD PRODUCE THEIR OWN RUBBER . . . *Harvey Firestone*

GASOLINE SEDIMENT BOWL

Have you ever installed a new glass sediment bowl assembly or removed the glass bowl to clean out the sediment and found that it leaked after you put it back together, even though you used a new cork gasket? This is not an uncommon experience. The problem lies in the fact that the cork gaskets sold today are porous and the gasoline filters right through them. I recently encountered this problem on a customer's brand new assembly.

Patent Cures



Red E. Power

By removing the glass bowl and doing the following I was able to stop the leak.

Sit the glass bowl upright on a level surface; then fit the filter screen in the recess of the bowl. Using a little adhesive like silicone cement will help to keep it in place.

Now apply silicone adhesive either blue or clear to all surfaces of the cork gasket. Place the gasket on top of the glass bowl containing the filter screen. Wait a minute or two, then carefully install the assembly in the correct place in the filter. Adjust the bale and tighten.

Ford Model A Era Fashions

Stylish Coats for Winter

Every woman had a nice dress coat. If she could afford one with a large round fur collar or a faux fur collar stole, she was fashionable in all kinds of weather. Women's 1930s coats were shaped to follow the natural curves of the female body — a change from the oversized boyish figure of the 1920s. Waists were defined with belts or tapered cuts on princess lines. Oversized round fur collars topped most coats, just as they did in the 1920s.

Following dress style, women's winter coats went to below the knee with full shoulders, puffed sleeves, and wide lapels or oversized collars and made entirely of wool. Many had large detachable fur collars. Most coats buttoned up the front or off-center, and some also had matching belts. Colors were rich like cheerful green, medium blue, wine, brown and cream.



1928 Fur Collared Winter Coats



1929 Fur Collar Coats



1930 Fur Coats

All fur coats were very expensive and weren't often sold in the cash poor Depression Era, yet they were available in soft medium length furs and faux furs. Black was the best choice, followed by tan colored furs. They mimicked the same shapes as other dressy coats.

From Vintage Dancer



EDITOR'S NOTES

BY JOAN KIMBALL

HAPPY NEW YEAR! Another year has past. And what a year it was! Who can forget the masks and the social distancing that was and still is required for keeping safe from the Corona Virus? And let's not forget about all the people who succumbed to this horrible virus. I'm sure a lot of our members know or knew of people who passed from it. I know we do.

A new vaccine was just introduced and, hopefully, will start to control Covid-19 soon. But only time will tell of its effectiveness for curing this disease. Apparently back in 1918-1920 when there was the Spanish flu (as it was called), which was an unusually deadly influenza pandemic caused by the H1N1 influenza A. This flu killed an estimated 50 million people worldwide, including an estimated 675,000 people in the United States alone.

As you can see influenza is not new to this country or to other countries and to the people who have been fighting to keep us all well. But, thanks to the pharmaceutical companies who have been working day and night to find a vaccine to administer to all of us we can only pray this virus will be a terrible nightmare in the near future.

With that in mind I hope we will all have a truly Happy New Year this year.

This picture and the write-up were found on-line. I think it's an interesting photo of how people dealt with the virus at that time.
--- Editor



Washington, D.C., circa 1919.

Walter Reed Hospital flu ward. One of the very few images in Washington area photo archives documenting the influenza contagion of 1918-1919, which killed over 500,000 Americans and tens of millions around the globe. Most victims succumbed to bacterial pneumonia following influenza virus infection.

Reprint from: The Accelerator – January 2021

The Annual Veterans of the Road Old Car Picnic ***Saturday August 7th, 2021***

The picnic will take place at 1354 Pleasant Valley Road, West of Chehalis, WA. The theme for 2021 will be the 80th year celebration of "Sinking of the Battleship - Bismarck" in 1941. Mark your calendar for this event, and more information will follow later.

MAFFI Newsletter Minute
December 2020

Closing out the year 2020, we realize many things we planned for our hobby could not take place. However, throughout this time, we also accomplished a number of good things including spending more time with our families. We also made some nice additions and improvements in our Museum. To list a few... we added an interactive chassis exhibit, the America's Sweetheart Roadster and improved our interactive start display. We brought in three First Responder vehicles and will continue to display these vehicles throughout 2021. We added to our era fashion exhibits by acquiring new mannequins complete with era fashion attire. Special collections including Ford Dealer records, Jim Beam Model A decanters, header clocks and additional tools were added to our displays. Next year we will be adding several new donations to our Museum including a 1931 Woody Station Wagon. We also created videos, which will be rolled out on our website, showcasing our museum and several displays.

Due to the cancellation of Model A Day, we had a significant shortfall in income. However, many clubs and individuals have made contributions to help offset some of this loss. For this, we extend our great appreciation!

From all of the Trustees and myself, thank you for all of your support and many happy wishes for this holiday season.

Best Regards,

John Begg, President



Can You Find All Ten Things That Are Different?



M
o
d
e
l


A

F
u
n

This is a tough one. You may have to enlarge it to see a couple of them

Photo taken on MAFCA's
2014 National Tour. Thanks
Tex for the memories

Answers to December 2020 Puzzle on page 18



Header from the MAFCA Website

MAFCA President's Page Some Thoughts from Bill

December 2020










Well, we are finally coming to the end of 2020, the year that will remain in our memories for a very long time. While it is probably unrealistic to expect our COVID-19 problems to vanish as we flip the calendar to 2021, we can nonetheless look forward to better things in the new year. Among them is our National Tour in New Hampshire this coming June. I encourage you to consider joining the group. You will find more information at <https://www.2021mafcanationaltour.com/>.

The holidays are just a few weeks away. Already, the day after Thanksgiving as I write this, neighbors are putting up their Christmas lights and will be plugging them in during the coming days. One of my traditions is putting a small wreath on my Model A grill. Of course, the trunk gets decorated with garland as well. All of it helps get us in the holiday spirit.

Whatever your holiday preference, I hope you enjoy it even if you must continue isolating from your larger family. Our technology options today give us the opportunity to visit with loved ones in ways we have never been able to do before. If you are not computer savvy, perhaps you can get one of your children or grandchildren to show you how to set things up. Then you will be able to include many people in your celebration.

On behalf of your Board of Directors, I wish you a pleasant holiday season and a safe New Year's celebration. We will see you on the Model A roads next year.

MAFCA 2021 Board of Directors

President	Vice President	Secretary	Treasurer	Advertising
				
Bill Truesdell California	Happy Beggs South Carolina	Ruth Janke California	Dave Libbey Massachusetts	Dan Foulk California
Technical	Marketing/Membership	Chapter Coordinator	Publications/PR	Office Manager
				
Tom Jeanes California	Doug Linden Massachusetts	Robert Bullard Texas	Dean Potter Alberta Canada	Sandra Aguirre California

MAFCA Information

The **Model A Ford Club of America, Inc. (MAFCA)** is a California non-profit corporation and a national historical society dedicated to the restoration and preservation of Model A Ford vehicles as manufactured from 1928 through 1931. MAFCA's members are dedicated to the restoration, preservation, and enjoyment of Ford vehicles of that era. MAFCA is the largest club in the world dedicated to one make of automobile. Volcano A members are urged to join the Model A Ford Club of America, Inc. Visit the MAFCA website for a membership application. Dues are \$50 yearly and include a subscription to **The Restorer**



2021 MAFCA's National Tour

Mountains, Woodlands, Meadows and Lakes Tour in the White Mountains of New Hampshire

Come join us in MAFCA's 2021 National Tour, hosted by the New Hampshire Lakes Region Model A Club

June 20-25, 2021

Come and enjoy touring the many roads less traveled, taking in the peaceful surroundings and breathtaking views of all that the Granite State offers. Motoring through miles of spectacular mountains, passing meadows and woodlands lined with stone walls built in a simpler time, and crossing a river stream on a picturesque one-lane covered bridge—all this and much more awaits you in New Hampshire.



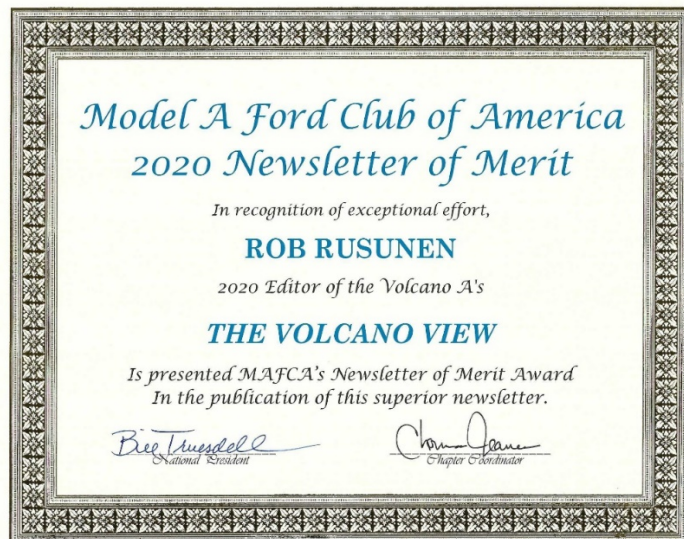
"Of Course I Drive a MODEL A"

JOIN MAFCA!
MODEL A FORD CLUB OF AMERICA
email to membership@mafica.com



Reprint from: Quail Tale Dallas Model A Club – October 2020

MAFCA 2020 Newsletter of Merit Award



Chapter Coordinator's Thoughts

Tom Jeanes, Chapter Coordinator

We are plunging into the holiday season. Usually a time for meeting old friends and family and looking forward somewhat to the hustle and bustle of rainy days or perhaps even snowy days. Maybe we would plan a trip to the mountains to enjoy skiing and most certainly a food focused get together. It seems that this year, such plans are out of the question. Families around the world are generally being cautious and deciding that they would rather enjoy Thanksgiving and Christmas with family and friends next year. It has been a Covid year.

That said we have a chance to plan for those things to become next year's goals. I missed a chance to go to San Diego for a writer's conference, Hawai'i for a wedding and Kerrville for the MAFCA National Meet. All is not lost because there is another writer's conference in Albuquerque, a second trip to Hawai'i, maybe just to see friends and a National Tour in Maine in the summertime. They will be done in conjunction with the other responsibilities that I have taken on for the upcoming year. My philosophy is "BE INVOLVED".

What are you looking forward to doing? Certainly, our clubs have suffered through this necessary separation and we need to find ways to generate enthusiasm in the coming year. As the restrictions lessen, we need to plan more get togethers. The clubs that I have been associated with have always begun the year with a social function like a President's Brunch. It might have to be pushed back a bit but it is a good opportunity to see faces and friends. Valentine's Day is another good opportunity to get together. Make an effort to plan tours, even short ones and take bag lunches. Remember that some members are still on the cautious side. Plan a fund raiser like an auction with Model A Parts, baked goods, quilts and other craft items for your club. If you need the money for your club, great. Plan an overnight tour toward the end of summer. Mystery tours are great fun and can be a way to bring couples together. Pick a location, plan a route, give prizes and maybe dress-up in costume. Pick a reasonable distance to travel such that you can arrive at the destination mid-afternoon and enjoy a beer or cocktails before dinner. Maybe you can involve other clubs as well because they are in the same boat as your club.

One last thing before you go, remember those who are less fortunate. Take food to your local food bank, donate unneeded clothing to the homeless shelter. Maybe you can put some toys in the Toys - For -Tots barrel or become a secret Santa for a family or maybe send greetings to hospitals and shut-ins. WE ARE LUCKY. PAY IT FORWARD. WHAT YOU ARE IS NOT DEFINED BY WHAT YOU OWN BUT ULTIMATELY BY WHAT YOU GIVE.

Happy Holidays to all of you and please stay safe and well!

Driving with Miss Katie

By Katie Herrick



My fifth visit to Michigan in a Model A was just as great as the last four. Our numbers were down with only four cars, but the adventure was still great. We took off for parts of Michigan we had not seen and some we had. One of the high lights was our stay at Thunderbay Resort for a ride through and elk farm followed by a five course meal.

In spite of the cold rain, we still managed to have a good time and the colors are just beautiful in October. The Great


Lakes are amazing and something everyone should experience and what better way than in an A with your Model A friends. Covid did not keep us from having a great time in Michigan.



In late November 1927 came the announcement that Americans had been waiting for: on December 2, 1927, the still-unnamed Ford automobile would be shown to the public, at locations revealed to each and every Ford dealer. Pricing was announced on December 1, the eve of the showing and to the delight of potential buyers, the new Model A would be priced comparably to the Model T. On the day of the car's reveal, *Ford News* claimed that 10,534,992 people came to see the Model A, a number that represented 10 percent of the U.S. population at the time.

Jim's Technical Tip by Jim Cannon

Installing the Starter "Bendix Drive"



The small Bendix Drive gear that's bolted to the starter motor puts up with a lot of use (and abuse when you forget to retard the spark before starting). Eventually you will be working on yours and I have a tip for you about installing it back on the starter shaft.

The Bendix is bolted to the shaft with 2 special bolts and lock washers, as shown in the photo below. One bolt has a special "sawed" end that goes down into a hole in the starter shaft. This is critical to lock the Bendix to the shaft; do not substitute a plain bolt for this.



The other bolt is "special" only because it is only 1 1/16" long. This allows the bolt to lock the spring in place without having the bolt actually touch the starter shaft. Don't be tempted to use a 3/4" long bolt instead of the correct shorter one. See the comparison photo of a 3/4" bolt and the correct bolt.



Copyright Frisco Illustrations.com 2010



When this longer bolt is used, it presses against the starter shaft when tight and it messes up the Bendix operation.

Don't forget to install the half-moon shaped Woodruff key in the shaft before slipping the drive on the shaft. You may also use 2 spring clips (optional). Be sure to lock the bolts down tight by bending the ear of the special lock washer up against the bolt head. If you don't, these bolts will work loose and fly out of the starter drive.

I carry a spare Bendix spring (they are known to break) and a set of these special bolts and lock washers with me in my carts on tours. If I don't need them, someone traveling with us might. This will help out & get them back on the road to

Have a Model A Day! Jim

Model As in the Movies of the 21st Century



Hang onto those Model A Fords! They may wind up in the movies. Can you identify the Body Style and Year?



Dallas The Quail Tale December 2020

For Sale Items or Wanted

To place an "Ad" send your information to rusunen@comcast.net, or call Bob Rusunen at 360-828-5317

Note: Periodically some materials printed in our newsletter may have been borrowed from other club newsletters. We thank other clubs for sharing their newsletters with the Volcano A's. Also, when sources are known they will be included.

Answer to December 2020 Puzzle

Did you find all ten things that are different?

1. Emergency light on cab missing.
2. Fence post is missing in center of picture.
3. Telephone pole is missing.
4. Flag toppers missing (both count as one).
5. License plate number changed.
6. One of the yellow lines is missing.
7. Left front hubcap missing.
8. Bush in upper middle changed.
9. Word "FAST" missing.

Winter Storage Tips

Joe Fox, Editor, *Taillighter*, Western Lake Erie Region

OK, since I never know when I drive my 'A' for the last time of the season, I don't perform all of these functions myself. But like we all told our kids when growing up... Do as I say, not as I do...

1. Exterior Wash – Thoroughly clean the entire outside of the car, and apply a coat of wax. Don't overlook the brightwork (chrome & nickel).
2. Interior Clean – Vacuum and clean the upholstery. Polish the brightwork. Set an open box of mothballs on the floor to repel insects, mice, etc.
3. Lubrication – Change the oil, and lube the chassis, hinges and other moving parts.
4. Fuel – With ethanol in our gas now, the current thinking here is to DRAIN every last drop and store your car with a dry tank.
5. Battery – The electrolyte should be filled to the proper level and the battery fully charged. If you remove the battery, don't store it on the concrete floor. Charging the battery occasionally is OK, but not for the entire winter! (Use a battery tender or 'trickle charger'.)
6. Antifreeze – Ensure that the radiator is full and the coolant has the appropriate level of freeze and rust protection.
7. Tires – Clean and spray the tires on both sides to protect against cracks. Some guys put the car up on jackstands to prevent flat spots... (I've never seen the need myself.)



Support Our Local 2021 Club Suppliers

Benny Bennett **Holly Bennett**



**Benny's
ROD & CUSTOM
Pizza-Cafe**

4219 St. Johns Rd NE • Vancouver, WA 98661 • (360) 993-0284
www.bennyspizzacafe.com

Bob's PAINT LAND
HOUSEHOLD • AUTOMOTIVE • CUSTOM

Mark Stillman 1501 NE 99th St.
Vancouver, WA 98665
(360) 573-7133

www.bobspaintland.com

C'S AUTO MACHINE SHOP

- FLYWHEEL GRINDING
- RESURFACING
- BORING
- THERMAL CLEANING
- ROD REBUILDING
- BLOCK DECKING
- VALVE GRINDING
- ENGINE REBUILDING
- KNURLING
- PIN FITTING
- PRESS WORK
- ROTORS & DRUMS

JIM
574-4934 EDM
SPECIALISTS IN
REMOVING BROKEN TAPS,
DRILLS, STUDS & EASY-OUTS

OPEN M-F, 8 am-6 pm
800 NE 86th Street
Vancouver, WA 98665

We Save You Money www.CostLessAutoParts.net

Cost Less Auto Parts™

"NO EXCUSES, Get it done!"

Orchards 360-254-5710	Hazel Dell 360-695-4423	Kelso 360-353-5956
---------------------------------	-----------------------------------	------------------------------



400 E Mill Plain Blvd ste 103
Vancouver, WA 98663
Telephone 360.694.8584
Fax 360.694.8843
printandgo@fedex.com

Vancouver Downtown
Mon-Fri, 7:30a.m.-9p.m.
Sat, 8a.m.-6p.m.
Sun, 12p.m.-6p.m.



HART RADIATOR
Complete Radiator Service

501 Grade Street, Kelso
Fax 360-425-1189

*Auto, Truck & Industrial
Radiators, Heaters, & Air Conditioners*

360-425-6220

Doug Hart Allen Hart
360-430-3615 Cell 360-430-9169 Cell
doug@hart radiator.com allen@hart radiator.com

WHOLESALE FLEET



KEN HEARD
(360) 256-7985
(503) 252-5505
FAX (360) 256-7465



5913 NE 127TH AVE. #200
VANCOUVER, WA 98682

Amanda Utte
RustyLugParts.com

**Rusty Lugs
Rod's & A's**

Open: M-F 9am-5pm 8021 NE 142nd Ave
Vancouver, WA 98682
Formerly:
Floyds Model A Parts p. 360-887-3346
rustylugparts@gmail.com

