



www.volcanoas.net

Meeting: Church of the Nazarene – 16850 NE Fourth Plain Blvd, Vancouver, WA - Second Monday of Month – 7:00 PM

Volume 1 Issue 7

July

2012

Celebrate Independence Day



Going Home from the NW Regional Meet

2012 OFFICERS & BOARD MEMBERS

President: Jerry Lane

360-263-6980

Vice President: Lynn Sondenaa

503-668-6770

Treasurer: Bill Peden

360-260-9887

Secretary: Patty Sondenaa

503-668-6770

Member at Large: Leonard Willey

360-687-0916

Past President: Jack Dusenberry

360-256-0149

Editor: Bob Rusunen

360-828-5317

COMMITTEE CHAIRS

Web Master: Bob Rusunen

NW Regional Rep:

Jack Dusenberry

Refreshments Coordinator:

Dian Lane

Tour Director: Lynn Sondenaa

Library/Historian: Linda Willey


Sunshine: Pat Dusenberry

Community Service Director:

Sherry Rusunen

Garage Workshop: Tom Pagel

Public Relations: Don LaBarre



President's Notes June 24, 2012

See Jerry's notes on the trip to the NW Regional Meet in Boise, Idaho on page 6.

Community Service

The food donation for the first 6 months has surpassed 1000 pounds!!! Amazing!! Our exact total is 1004 pounds!! So I ask: Can we double that total the second half of the year??

That is our goal!!! We can do it!!!

The Food Bank is asking specifically for more tuna fish and peanut butter. Of course, they accept all donations!! Bob and I will miss the July meeting, so Leonard and Linda Willey will have the barrel and collect the food for us. So make them work hard with lots of donations!!!

Also, don't forget to bring your hotel samples of shampoo and soap to the meeting. Lynn Mattingley has offered to take any donations to an organization that gives them to the homeless. This is a great community service! Keep this in mind every time you are traveling. We can keep this an ongoing project!!

We will see you when we get back!!!

VOLCANO A'S General Membership Meeting

June 11, 2012

CALL TO ORDER/FLAG SALUTE: 7:05 pm by Jerry Lane.

TREASURER REPORT: Given by Bill Peden.

GUESTS/NEW MEMBERS: Dennis and Linda Van Engen became new members. They have a 1929 Fordor.

SECRETARY: Patty Sondenaa had nothing new to report.

VICE PRESIDENT: Lynn Sondenaa announced that the 7th annual Camas Car Show will take place on July 6th. Individuals can take part, if interested, but it will not be a club event.

LIBRARIAN: Linda Willey said she is buying an additional binder for the Volcano A Views and will be rearranging the storage cabinet.

WEBMASTER/EDITOR: Bob Rusunen said he needs pictures of members' cars for the fall newsletters.

KITCHEN: Dian Lane reported that all is good.

REFRESHMENTS: Arleta Thompson and Dianne Earnest served strawberry shortcake, punch and coffee.

COMMUNITY SERVICE: Sherry Rusunen said that the club collected 226 lbs. of food in May for a 930 ½ lb. total for the first 5 months of this year.

SUNSHINE: Pat Dusenberry reported that everyone is well.

MEMBER-AT-LARGE: Leonard Willey had nothing to report.

PUBLIC RELATIONS: Don LaBarre asked if anyone knew the date the club started *Gentlemen Start Your Engines*. Members thought the Post Falls Regional was the first time.

SEMINAR: There was no seminar because members are leaving for the regional meet in the morning.

OLD BUSINESS: Jerry Lane asked for approval of the May meeting minutes. Dian Lane moved that they be accepted. Jack Dusenberry seconded. The minutes were approved.

NEW BUSINESS: Those attending the Vader Picnic at Fletcher Andersons on June 16th should plan on getting there at 11:00am. They will start eating at 11:30am, and the music will begin at 12:00 noon. Those leaving for the NW Regional will meet at Pendleton Woolen Mills at 7:45am and leave at 8:00am. Bring a sack lunch. They will be stopping at Patterson Winery. Jerry thanked Marilyn Elvestrom for arranging the hotel. Sherry Rusunen said that on Saturday the 16th the group dinner will be at The Cracker Barrel. She told everyone to charge and bring their walkie-talkies. She also asked members to collect their hotel soaps and shampoos as she knows of a place that can use them. She also mentioned that June 14th is Flag Day, so members should bring their flags to place on their cars while driving that day. On July 4th the club will meet at Al Schurman's for breakfast provided by the Beaver Club. From there they will go to Ridgefield for the parade.

July 14th will be Corley's Fun Run. He gave three more possible questions and answers for his quiz and said they would meet at 1:00pm at the Lewisville Market on Hwy 503.

August 8, 9, and 10th will be the President's Tour to the Tillamook Fair for the Ford and Pig races.

Marilyn Elvestrom has 18 rooms reserved at Rockaway Sunrise Resort. If anyone that signed up to go has changed their plans, they need to let her know so she can cancel unneeded rooms.

Jerry Lane discussed the need to change the date for the club picnic. It was agreed that the picnic be changed from Saturday, August 18th to Saturday, September 22nd.

RAFFLE: Marilyn Elvestrom won the raffle drawing and chose the lady's gift. Carma Huset won the 50/50 drawing. The pot was \$60.00 and was split between Carma and the club.

ADJOURN: Jerry Lane adjourned the meeting at 7:35pm with refreshments following.

Respectively Submitted by Patty Sondenaa, Secretary

Activities and Tours

July Anniversaries

- 2 Gary & Donelle Firth
- 10 Bob & Carma Huset
- 12 Martin Binder & Kay Scott
- 18 Leonard & Linda Willey
- 27 Ken & Louise Berg

July Birthdays

- 5 Diane Woodman
- 6 Gene Thompson
- 9 Linda Van Engen
- 13 Pat Cox
- 15 Bill Free
- 16 Wayne Thompson
- 22 MJ Peden
- 24 Kay Scott (Binder)
- 27 Dennis Van Engen

2012 Refreshments

July	Patty Sondena, Carma Huset
August	Club Picnic
September	Sandra Guyot, Ginny Bay
October	MJ Peden, Louise Berg
November	Ardis Collins, Roberta Emerick
December	Holiday Potluck

Welcome New Member

Dennis and Linda Van Engen
They have a 1929 Fordor Blind Back.

Front Page Photo

Cover picture shows some of the great scenery we saw coming home from the NW Regional Meet in Boise.

Volcano A's 2012 Tours

By Lynn & Patty Sondena

July 4th

Ridgefield Parade

July 14th

Corley's Fun Tour

August 8, 9, 10

Presidents Tour to Tillamook, OR

September 15th

Trillium Lake & Timberline Lodge

September 22th

Club Picnic at the Lane's

October 27th

Corn Maze

November 10

Veterans Day Parade

December 15th

Chelatchic Prairie Christmas Train



ERA Fashions

Uniforms and Work Clothes

Women's Work Wear 1931



- A. This work dress comes in rose, green or blue and would be worn in the morning for household chores. The hemline and collar are cut in a scalloped pattern and trimmed with edging.
- B. A tailored smock style dress made of broadcloth offered in green, blue, and orchid. The collar, cuffs, and pockets are accented with a printed fabric. Front pleats give more freedom of movement.
- C. A cotton print dress with long sleeves, and patch pockets. The collar is trimmed with a plain contrasting fabric.

Volcano A's 2012 Road Trip To Boise Regional Meet

Members driving Model A's; Jerry & Dian, Leonard & Linda, Jack & Lynn, Bob & Sherry, Lynn & Marilyn, John & Diana, Jim & Marylan, Art & Marlynne and Mike & Una. Those driving modern iron were Don & Dee, Ron & Jane and Mike Blick.

We traveled from Washougal along Hwy 14 to Patterson and stopped at Columbia Crest Winery for a picnic lunch; nice and sunny. We spent the night in Hermiston and the next morning headed back to Washington traveling Hwy 12 to Walla Walla (great scenery) then thru Pomeroy to Clarkston and crossing the Idaho border at Lewiston. Going east we drove along the south shore of the Clearwater River, we stopped at about milepost 34 for a rest break and visited a friend of mine. Upon leaving and heading East to Orofino, my car started to heat up so I found a good place to pull over for our 10 cars, Jim had to back up his car to make room for mine and hit a pile of broken asphalt which caused a lot of pressure on his right front tire which turned very sharply and pulled the tie rod loose to everyone's surprise. We patched the tie rod together & limped into Orofino and settled in at the Konkolville Motel, a very nice place which came with a BBQ steak dinner. While relaxing on the patio I decided to pull out MAFCA's Membership Roster and possibly find some much needed parts. I first looked up Lewiston & found several names then looked up Orofino with no luck. So then trying Kooskia which was closer & called Lucky Brandt on Hwy 13, Lucky told us he would look in his parts, if he didn't have a tie rod his friend Bob Beardsley surely would. So after several phone calls & finding a tie rod Mike Blick & Jim Kelly drove to Kooskia and returned at midnight. So Jim jumped out of bed the next morning at 5:00 AM and Jim & Lynn Elvestrom had the car up and running in no time. We were able to hit the road to Boise by 8:00 AM. Out of Orofino we traveled Hwy 12 then Hwy 13 along the Clearwater River than at Grangeville we were on Hwy 95 along the Little Salmon River to Riggins then hit Hwy 55 at McCall traveled along the N. Payette River to Horseshoe Bend then to Eagle & Boise. This was a very scenic drive enjoyed by all.

The Treasure Valley A's put on a great Regional Meet, keeping everyone busy with tours, seminars, judging, car games, a tea, and many other activities. The Beavers Club from Portland, Oregon was the "Gentlemen Start Your Engines" winner.

On Tuesday morning we left Boise on I-84 and drove to Eagle & took Hwy 20 thru Emmett, New Plymouth and Weiser thru scenic country. At this time we decided to take a faster route home as we were getting tired after a week of new adventures, good food and camaraderie, so we drove I-84 to Baker then Pendleton where we spent the night. We left Pendleton Wednesday Morning at 8:00 and headed to Umatilla where we crossed the Columbia River and traveled Hwy 14 to home. We stopped at Bingen for lunch at a nice Mexican restaurant for our last meal together. The trip was very enjoyable but arriving home and sleeping in our bed was great.

Jerry

p.s. Please don't forget the Ridgefield 4th of July Parade. We will meet at Allen Shurman's at 7:00 AM for breakfast put on by the Beavers. We will leave around 8:30 to line up for the parade as traffic becomes congested. If you have any question please call me on my cell at 360 600-3158.

NW Regional Meet on Tour Pictures



NW Regional Meet Pictures (con't)



NW Regional Meet Automobile Seminars



Headlines from Boise, Idaho.

The latest crime spree by two fugitives from justice. The hoodlums are a man and a woman (known only by their alias...John and Jane Doe) were seen driving an early model hopped up Ford Fordor Sedan (possibly a 1931 model). The car has had significant alterations which enable it to out run the law. They include: a high powered engine, a radical suspension modification, and low profile steel belted tires mounted on special rims for high speed travel. These hooligans are known to be armed, extremely dangerous and masters of disguise. We received the three photos today that are known to exist over the wire service direct from Dick Tracy, "G-Man" assigned to the case. These photos depict the hooligans in different disguises as they have been previously identified.



Jane Doe is an attractive, nicely dressed, mid-thirties brunette. John Doe is somewhat of the opposite. Although he has been noted for his obsession for classy automobiles. A photo was snapped somewhere close to The Dalles, Oregon westbound along I-84 and was thought to be the known fugitives because of similarities of people and automobiles. Bad news for Dick Tracy "G-Man", it turned out to be John and Diana Carlile on their way home from the Northwest Regional Meet in Boise.



Photo furnished by an amateur photographer whose identity is to be withheld. Photo is of Carlile's in their 1931 slant window sedan being interrogated by a law enforcement officer. It is unknown of their whereabouts after the officer finished with them.

Rumors say they left the United States shortly after this picture was taken.

This article was provided by Otto Mobile.

Technical Notes

Model A Gasoline & Battery Care for Storage

By Lynn Sondenaa

If you want your Model A to start and run good after it has sat in storage for one to three months the following procedures should be followed to eliminate gasoline or electrical problems.

First, either drain the gasoline from the tank or fill the tank full and add a fuel stabilizer such as "STA-BIL", or "Sea-Foam". In my Model A, I add 2 $\frac{1}{2}$ ounces of fuel stabilizer and 1 $\frac{1}{2}$ ounces of Marvel Mystery Oil. The Marvel Oil will help to lubricate the float valve, valves and valve guides in the Model A. Today's unleaded gasoline does not have the lubricating powers of the leaded gasoline. New cars often have aluminum heads with bronze bushings and guides which don't need near the lubrication as their predecessors of cast iron and steel valve systems.

If your fuel tank is not full there will be room for condensation to form, which in turn will cause water in the gasoline. The ethanol gasoline attracts moisture and when not used or sloshed around for 30 days can form a gel or gum like substance. This can plug the carburetor jets, micro screens or float valve.

Second, the battery should be disconnected or a battery maintainer charger be connected to the battery. Accumate is one of the top brands sold. It will bring the battery to a full charge and then it goes into a "stand-by" mode. These are not battery chargers, but maintainers. They are not designed to charge a dead battery. Disconnecting the battery is the safest practice. The battery terminal posts and cable ends should be cleaned with a solution of baking soda and water. They should also be sprayed with a protector & sealer to prevent corrosion. The battery terminal posts should have the felt treated corrosion arrestors placed on them. It would also be a good idea to coat the electrical contacts with dielectric grease. This will prevent corrosion on all electrical connections, such as distributor body contacts, spark plugs, light bulbs and wire connections.

If you follow the above practices your Model A will be in fine condition and ready for the touring season. You will also be a very happy person when your Model A fires right up!

My Ethanol Story

By Steve Pargeter



I recently replaced the sediment bowl in my Model A with a new one made by Vintique. The new unit looked great and came with a neoprene gasket and a copper screen. Neoprene is a synthetic rubber and is common today in gas lines and gaskets. Prior to the 10% ethanol mixture in gasoline I had no problems with neoprene gaskets but that has changed with today's fuel mix. Shortly after I replaced the sediment bowl I saw a layer of what looked like a gel forming inside the bowl. The strange layer looks like a jelly with bits of black arrayed across it. When you remove the sediment bowl to clean it, the jelly layer disappears on the ground but is clearly seen in the sediment bowl.

When I removed the glass sediment bowl the neoprene gasket quickly expanded about 25% larger than it had been and it could not be placed back. Needless to say this is a real problem since you cannot drive the car with the sediment bowl off. I was lucky that one of the Model A club members was with me at the time and we went to his house and found another gasket which allowed me to get home. After about three days the swollen gasket returned to its original shape and size, ready to trick the next sucker who uses it. I contacted the supplier of the bowl and was told the rest of his stock had a composition cork gasket in place of the neoprene gasket. It appears Vintique has heard of this problem and made a running change. I contacted MAFCA's Technical Director to see if others had experienced a similar problem. From the replies to my inquiry I learned many others are having similar problems with neoprene gaskets and fuel hoses swelling and deteriorating. One reply came from a chemist who said the black specks and gel I saw were parts of the gasket and the jelly layer was caused by the reaction of ethanol and neoprene.

Now that I think I know what was causing the jelly layer in my sediment bowl, I changed the gasket from neoprene to composition cork gasket material. This is not straight cork but a manufactured gasket material with a dark background imbedded in the cork. I found this gasket material at the local NAPA store. I am also going to try a gasket made of leather since I believe it might provide long term protection to the ethanol. Since I changed gasket material I have not seen any more jelly layers so it appears the gasket was causing the problem.

The moral of the story for me is being careful with ethanol blend gasoline and neoprene, whether in gaskets or fuel lines. This should be a caution to those of you who have neoprene gas lines or filter connectors in your engine compartment since they could deteriorate and spring a leak and start a fire. You should also watch the gasket in your fuel cap since it is normally neoprene and is just a susceptible to the ethanol mix.

Sale Items

1931 Model A Pickup


FOR SALE, \$12,000 or best offer!! Late 1931 Model A Pickup. All original, sound body, all good wood, Steel roof, engine gone over mechanically, Great running pickup, could be a daily driver, Good Title, Clean inside and out. Everything is in good condition. Stored in a barn for many years. Pictures taken when first removed from the barn, Only serious buyers, please!! Cash Only!! Located in Vancouver, If you are interested please call 360-907-3566 for more information or to see the pickup.



A view of Mt Hood coming home from Boise, ID



Classifieds




TEAM PEDEN

METAL CLEANING
Soda, Sand, and
Glass Blasting

Bill & MJ Peden
(360) 260-9887 Office
(360) 989-5157 Cell
bill@peden.ws

14507 NE 249th Ave
Brush Prairie, WA 98606

Floyd's Model "A" Parts



Floyd & Janet Hickel
Owners

Phone: (360) 887-3346
1-800-852-2606
floyds@WA-net.com

29500 NW 31st Ave
Ridgefield, WA 98642



**NorthWest
AUTO PAINT
SUPPLIES, INC.**

SCOTT BUSH
Vice President

9518 N.E. COVINGTON ROAD
VANCOUVER, WASHINGTON 98662

CELL (360) 772-4599
BUS. (360) 254-0211
FAX (360) 254-6937


C'S AUTO MACHINE SHOP

- FLYWHEEL GRINDING
- RESURFACING
- BORING
- THERMAL CLEANING
- ROD REBUILDING
- BLOCK DECKING
- VALVE GRINDING
- ENGINE REBUILDING
- KNURLING
- PIN FITTING
- PRESS WORK
- ROTORS & DRUMS

JIM
574-4934

EDM
SPECIALISTS IN
REMOVING BROKEN TAPS,
DRILLS, STUDS & EASY-OUTS


OPEN M-F, 8am-6pm
800 NE 86th Street
Vancouver, WA 98665



Trace Phillis

www.nwstarter.com | 360.573.8278

12209 NE FOURTH PLAIN ROAD, SUITE E | VANCOUVER, WA 98682



Glenn Miller

2735 N.E. Andresen Road Vancouver, WA 98661
360.254.0555 • fax 360.254.0353
glenn@maaco1952.com • www.vancouver.maaco.com



**Orchards
muffler**

10602 4th Plain Rd. • Vancouver, WA 98682
360.892.8420

Rick Kaldenberg Tony Ferguson

WHOLESALE FLEET



KEN HEARD
(360) 256-7985
(503) 252-5505
FAX (360) 256-7465

5913 NE 127TH AVE. #200
VANCOUVER, WA 98682

Classifieds (Con't)

Benny Bennett Holly Bennett



**Benny's
HOT & CUSTOM
Pizza Cafe**

4219 St. Johns Rd NE • Vancouver, WA 98661 • (360) 993-0284
www.bennyspizzacafe.com

**WE SAVE
YOU MONEY!**

**Cost Less
Auto Parts, Inc.**

www.CostLessAutoParts.net

"New" Orchards location 10507 NE 53rd St. Vancouver, WA 254-4833	Hazel Dell 7515 NE Hwy 99 Vancouver, WA 695-4423
--	--

**We've Revolutionized the
way you find Model A Parts!**

FOUR CATALOGS TO CHOOSE FROM:
• Coupe • Pickup • Open Car • Sedan

**CALL & ORDER YOUR
FREE CATALOG TODAY
AND ASK ABOUT OUR MONTHLY SPECIAL!**

1-888-879-6453
www.mikes-afordable.com



**YOUR MOST
RELIABLE SUPPLIER
OF QUALITY PARTS
FOR OVER 15
YEARS!**

We Ship Worldwide!

RICK PEABODY
PRESIDENT

TIM TOPPER
MANAGER

WILSON RADIATOR SERVICE
AUTO • TRUCK • INDUSTRIAL
"WE CAN HANDLE IT"

1612 LINCOLN AVE.
VANCOUVER, WA 98660

(360) 693-8971
(503) 224-7960
(360) 425-1583
1 (888) 693-8971

Trivia Questions from Corley Wooldridge

Remember these for Corley's July Fun Tour

1. Which of the following was NOT a standard item in the Model A tool kit? A) Vise Grips, B) 2 tire irons, C) Screwdriver, D) instruction book **Answer: Vise Grips, while available then, were not in the tool kit.**
2. Only one model of the Model A Ford held its price to the same value throughout all the years of its production. What model was that? **Answer: The Phaeton, at \$580, was only produced in '30 and '31.**
3. The model A Ford was assembled at how many different plants? A) 17, B) 36, C) 53, D) 64 **Answer: C 53, of which 36 were in the USA, and 17 in other countries. (Actually, two of those show zero production numbers???)**

Volcano View Newsletter
Bob Rusunen, Editor/Webmaster
3720 NW 116th Street
Vancouver, WA 98685



1931 Pickup
Ken Lauderback
Milwaukie, Oregon