



Volcano A's, PO Box 2513, Battle Ground, WA 98604

www.volcanoas.net

Meeting: Church of the Nazarene – 16850 NE Fourth Plain Blvd, Vancouver, WA 98682 - Second Monday of Month – 7:00 PM
Friday Lunch (11:00 AM) at Benny's Pizza & Café on 4219 St Johns Rd NE, Vancouver, WA 98661

Volume 11 Issue 7

July

2022

2021, 2020, 2017 & 2015 MAFCA Newsletter Certificate of Merit
2018 – MAFCA Website of Distinction

2021, 2017 MAFCA Website Certificate of Merit

2013 MAFCA Newsletter of the Year 2015 & 2013 MAFCA Website of the Year



1931 Cabriolet on a Highway Pit Stop



President's Message **June 24, 2022**

Get ready for the 4th of July parade and or picnic, I hope to see all of you out this year! I know some of you or your

cars don't like to do parades, but don't let that stop you. Maybe you could ride along with someone or just come for the picnic.

Please hold a place on your busy calendar for a tour on July 23 – I don't know what we are going to do but we are going to do it.

As long as I'm talking about your calendars the next national MAFCA meet will be in Albuquerque, New Mexico 2024 – I'm planning on going and you can too! Google maps tells me the drive is only 1 day, 4 hours and 1,596 miles – a piece of cake in a Model A!

Oh, one more thing, hidden in the newsletter is a special message. The first 10 members to email me what it says will receive a small prize.

Wow, what a nice turn in the weather lately. Get those Model A's out and show them some sunshine!

June 10th is the registration deadline for the Historic Columbia River Highway – Mosier Twin Tunnel tour and June 15th preferred registration date for the Northwest Regional Group Hub tour based in Spokane. Please get signed up for those tours, Bob sent emails with the details for both of those tours on May 8th. June 18th is a Poke Run. July 4th is the Ridgefield Parade and picnic (or is that a potluck) at Kathy Green's house afterwards.

Oh, on the Spokane Hub Tour, I will be driving my van and trailer. So, if your Model A chooses to be sick, I can give it a ride.

Sincerely, Roger Green
President, Volcano A's

Articles and contributions are encouraged and may be used as space permits. The deadline for all articles is the 20th of the preceding month. The Volcano View is a monthly publication of the Volcano A's Chapter - MAFCA E-mail all proposed articles to: rrusunen@comcast.net

Committee Chairs

Community Service: Joyce Swartz

NW Regional Rep: Roger Green

Public Relations: Dian Lane

Refreshments Coordinator: Nancy Wooldridge

Sunshine: Carma Huset

Tour Director: Gary Swartz

"One flag, one land, one heart, one hand, One Nation, evermore!"

- Oliver Wendell Holmes

Refreshment Committee

Volunteer members provide refreshment at the monthly meetings.

Jul: Carma Huset & Karen Huset

Aug: Annual Club Potluck Picnic

Sep: Pat Schroeder & Dianne Earnest

Oct: Sandra Guyot & Marylan Kelly

Nov: Don Olson & Dian Lane

Dec: Christmas Party & Gift Auction

July Celebrations



Marlin Binder & Kay Scott 12

Leonard & Linda Willey 18

Dickson & Bibbi Lee 26

Ken & Louise Berg 27



Carma Huset 9

Pat Cox 13

Kay Scott (Binder) 24

2022 Board of Directors

President:

Roger Green - 503-602-2668
Roger_o_green@yahoo.com

Vice President:

Gary Swartz - 360-666-0637
Garyswartz4@msn.com

Treasurer:

Leonard Willey - 661-609-1988
lindawilley@mac.com

Secretary:

Sherry Rusunen - 360-828-5317
rrusunen@comcast.net

Member at Large:

Austin Alling - 360-901-5998
Austin.Alling@icloud.com

Past President:

Jerry Lane - 360-600-3158
northforkmuseum@gmail.com

Editor/Webmaster:

Bob Rusunen - 360-828-5317
rrusunen@comcast.net



**HOME
OF THE
FREE
BECAUSE
OF THE
BRAVE**

Volcano A's General Membership Meeting Minutes

Monday June 13, 2022

CALL TO ORDER: Roger Green called the meeting to order at 7:00 pm.

TREASURER: Leonard Willey gave the financial report.

EDITOR/WEBMASTER: Bob asked that anyone who has not turned in a report and history of their car, to please do so, so he can include it in the newsletter!

COMMUNITY SERVICE: Joyce Swartz reported we collected 4#'s for May...then Tom Pagel added another **325 #'s** giving us a total of 333 #'s for May and a total of 572#'s for the year!!

LAVA LADIES: There will be a meeting for the Lava Ladies upstairs after the club meeting. Dian Lane reported the ladies had a wonderful time with dinner and attending a play in Woodland.

SUNSHINE: Carma reported that Darrel had hip surgery and was doing well. He was at the meeting!

OLD BUSINESS: Nancy Wooldridge reported the refreshment list is filled for the year!!

TOURS:

- Gary Swartz announced the Poker Run Tour is Sat. June 18th. Meet at the Battle Ground Safeway at 9:30. Lunch will be in Amboy.
- Roger reminded everyone of the 4th of July potluck at Green's following the parade.
- Remember the Mosier Tunnel Tour on July 9th. We will meet at Fred Meyers on Chkalov.
- Sept. 13-19th is the Hub Tour in Spokane.
- Austin stated there will be a drive-by for his grandmother's 80th birthday this Sat. June 18th. Ardis Collins is a club member.

MODEL A NEWS:

- Roger stated that the emails some of us are getting to ask for gift cards ARE NOT from him!! Ignore them!!
- Corley showed a video on the Model A motor.
- Leonard is still waiting for his new head for his motor.

REFRESHMENTS: Following the meeting refreshments were served by Becky Blick and Marylan Kelly.

RAFFLE: Karen Huset won \$44.00, and the club received \$43.00

ADJOURNED: Meeting was adjourned by Roger Green.


Submitted by Sherry Rusunen

Upcoming Club Events

Jul 4 – **Ridgefield July 4th Parade**
Jul 9 – Columbia River Highway Antique Car Tour
Jul 11 – Monthly Volcano A's Meeting
Jul 23 – TBD tour
Aug 8 – Monthly Volcano A's Club Tour & Picnic
Sep 12 – Volcano A's Meeting
Sep 14-18 – Annual President's Tour and Hub
Regional Tour – Spokane, WA
Oct 10 – Volcano A's Meeting
Nov 11 – Ft Vancouver Veteran's Day Parade & Lunch
Nov 14 – Volcano A's Meeting
Dec 12 – Volcano A's Christmas Potluck Dinner and Gift Auction

Please make note of up coming tours/events with dates and make your plans to come out and enjoy seeing old friends. We may have to introduce ourselves! **PLEASE MAKE NOTE OF CHANGES ON THE CALENDAR!!!**

Restorer July-August 2022



Poker Run to the Country

Saturday, June 18th, the club met at the Safeway in Battle Ground. We headed East to Urban Basics, took a look at all the old things and draw our first card for the poker run. From there we wondered on to Battle Ground Lake Park, did a drive around and draw another card. Next stop was Lucia Falls Park. 5 intrepid **Model A**'ers walked down to the falls (2 of which were testing their new knees). The falls were full of water with all our recent rainfall, it was a site to behold. As we draw our third card, all **O**f our hopes for 3 aces were dashed.

The next stop was in downtown Yacolt. People were boarding the train as we draw our fourth card. Now most of our **hand**s were pretty set, but there was always hope for the last card.

As we pulled into Nick's Bar & Grill, **th**ere were 5 Model A's and 4 modern cars. In the A's were Bibbi & Dickson Lee, Marylan & Jim **Ke**lly, Nancy & Corley Wooldridge, Gary Swartz, and Roger Green. The modern vehicles brought Linda & Leonard Willey, Lynn & Jack Mattingley, Pat & Deon Schroeder, and Pete Hazard & **A** friend Vern.

Nick's Bar & Grill in Amboy was described to me as a Logger & Bikers bar. That sums it up for me. Our waitress did a good job for a large group in a small town. We drew our last card and my pair of 9's did not win! But Dion walked away with \$45. From there a few of us **F**ollowed Gary, our leader, back to Safeway. On our way we passed through Yacolt just as the train was **p**ulling back into the station. Gary did a good job planning & leading this tour, it was **fu**n to get out, do some driving, and see our friends!

Random ROG

Photo at Lucia Falls



Mark and Julie went to
their financial advisor
and got this message -



"I've crunched the numbers in your
retirement account. It's time to figure out
who will be wearing the mask and who
will be driving the getaway car."



Registration Form

Annual Friends of the Historic Columbia River Highway Antique Car Tour through the Mosier Twin Tunnels July 9, 2022

The tour begins and ends at the Western Antique Aeroplane and Automobile Museum (WAAAM), 1600 Air Museum Road, Hood River, OR 97031. It will proceed to the Senator Mark O. Hatfield West Trailhead, then along the Historic Columbia River Highway State Trail, through the Mosier Twin Tunnels, through the city of Mosier to Rowena Crest and return to WAAAM.

I own a vehicle built before 1949 and I would like to participate in the July 9 antique car tour.

Names of all participants: _____

Vehicle year: _____ Vehicle Make & Style: _____ Email: _____

Address: _____ City: _____ ST: _____ Zip: _____

The goal of this tour is to allow people that cannot walk to the Mosier Twin Tunnels an opportunity to experience them. To accomplish this goal, we strongly encourage all drivers to provide space for such passengers if possible. I can commit to taking _____ guest passengers in my vehicle.

Phone: _____ Is this a cell phone number that you will have with you on July 9? ☐ Yes ☐ No

Deadline for registration: June 10 - so that we can invite the correct number of passengers.

Event Schedule:

10-12:30 Registration at WAAAM - all participants (drivers and passengers) must sign waivers and receive wristband

12:30 - Orientation & vehicle boarding

1-4 Tour from WAAAM to Rowena Crest and return

* Special Group Pricing admission to WAAAM for Antique Car Tour participant: \$12 Students 5-18: \$5
WAAAM Members, Children 4 and under, and Active military (with ID): free

Return completed form to: Friends of the Historic Columbia River Highway, PO Box 50, Bridal Veil, OR 97010.
Or email to FHCRH@comcast.net. Questions? Call Jeanette Kloos at 503-227-5638

The Friends of the Historic Columbia River Highway
support the restoration and reconstruction of the historic Highway through the Columbia River Gorge.
Our Vision is to educate the public about the historic highway (Remember), advocate for the restoration and preservation of the existing drivable portions to their splendid 1920s appearance (Restore), and using funds raised to Reconnect drivable portions with pedestrian and bicycle accessible trails, to create a continuous route through the Columbia River Gorge while Reviving the economies of the local communities.

You Are Invited To The Annual Veterans Of The Road Old Car Picnic Saturday, August 6th, 2022

The picnic will take place at 1354 Pleasant Valley Road, West of Chehalis, WA. This year's theme will be "Barnstorming In Goodland, Kansas 1928", with the *Wichita Stompers Dance Orchestra* playing tunes from the Roaring Twenties and everyone is encouraged to dress for that era.

What to Bring: Pot-luck food and folding chairs

NOTE

No hot-rods or modified cars allowed at this event.

Ticket Activity

White: Tickets for the **Grand Prize pedal car** will be given to all antique and classic cars as they enter the covered bridge.

Green: Tickets for the door prizes can be picked up at the booth in the picnic area.

Red: Tickets for the **Raffle Prize** will be sold at the booth in the picnic area.

Schedule of Events

11:00 AM 1929 Travel Air biplane fly-in. Air rides will be available.

12:00 Noon Orchestra performs first half of program

Intermission : **Red Ticket** drawing for the **Raffle Prize**
Green Ticket drawings for **Door Prizes**

Orchestra performs second half of program

White Ticket drawing for the **Grand Prize Pedal Car**

Facilities: Out-houses, water and washing facilities.

The hosts and sponsors of this picnic wish to thank the visiting clubs for bringing and showing their cars.

Special thanks to **Rod Rice** for supplying the hamburgers and condiments.

 The Billboard shows a vintage ad from Sinclair Oil Company.

For more information: (360) 740-4834

MAFCA Information

The **Model A Ford Club of America, Inc. (MAFCA)** is a California non-profit corporation and a national historical society dedicated to the restoration and preservation of Model A Ford vehicles as manufactured from 1928 through 1931. MAFCA's members are dedicated to the restoration, preservation, and enjoyment of Ford vehicles of that era. MAFCA is the largest club in the world dedicated to one make of automobile. Volcano A members are urged to join the Model A Ford Club of America, Inc. Visit the MAFCA website for a membership application. Dues are \$50 yearly and include a subscription to **The Restorer.**



Remember the Fun at the Ridgefield Parade in 2019?



FALL FORD FEVER TOURS

THE INLAND EMPIRE A's INVITE YOU TO JOIN THEM IN A HUB STYLE MEET

SEPTEMBER 14 – SEPTEMBER 18, 2022
Spokane, WA

You can pick and choose from various wonderful scenic self-guided tours of Spokane and the Northern Idaho Panhandle area.

Tours include:

City Parks Tour:

You will enjoy attractions like a gondola ride over the beautiful Spokane Falls in Riverfront Park (downtown area), or ride a 100 year old carousel, or walk a few blocks to downtown shopping. You might like to check out the gorgeous Mantlo Park (South Hill area) with four separate spectacular gardens.

Idaho Panhandle Tours:

You can visit the busy Sherman Street shops (Coeur d'Alene area) or hop on a short cruise of Lake Coeur d'Alene, or relax in a quiet drive around the lake in your A's. Take a tour through Dobson Pass ending in historical Wallace and visit the underground Sierra Silver Mine, or explore a 1881 abandoned gold mine in Kellogg.

Northern Spokane Tour

Discover a panoramic view of the whole area atop Mt. Spokane, which includes five lakes. Then head over to the Green Bluff area which is a farm community set upon a bluff and is home to breweries, a winery, a cidery and an abundance of produce as well as various local craft shops. Enjoy wine tasting, shopping, eats, and many fall festival events. Plus additional alternate museum tours, e.g., the excellent Inland NW Rail Museum in Reardon.

For more information email us at
2020fallfordtours@gmail.com
Or call Laura Henke (509) 924-1175



Inland Empire A's
17803 E. Indiana
Spokane Valley, WA. 99016



FALL FORD FEVER TOURS

THE NWRG HUB TOUR Registration Form

September 14 – 18, 2022
Hosted by the Inland Empire A's • Spokane, WA

Host Hotel: TRU by Hilton • 13509 E. Mansfield • Spokane Valley, WA 99037 • (509) 782-9878
\$132.00 per night (plus taxes). Mention you are with the Model A Club

Name _____ Spouse/Guest _____
Address _____ City _____ State _____ Zip _____
Phone# _____ Email _____ Chapter _____
MAFCA# _____ (Required) Emergency Contact Phone# _____
Are you bringing a Model A? Yes _____ No _____ Car Trailer? Yes _____ No _____

	Quantity	Cost	Total
Registration fee per car	_____	\$100.00	\$ _____
September 14th - Welcome Social	_____	\$ 30.00 pp	\$ _____
No-host bar, appetizers, potato bar with numerous toppings & garden salad	_____		
September 18th - Farewell Breakfast	_____	\$ 25.00 pp	\$ _____
		Grand Total	\$ _____

Registration form deadline is **June 15, 2022**. Due to COVID concerns this tour will be limited to the **first 100 NWRG members** and is **Non-Refundable**. After June 15, registrations will be open to any interested parties, but still limited to 100 registrations. Make checks payable to Inland Empire A's and mail completed registration to the address below. Masks are currently required for indoor events, but not mandated and hand sanitizers will be available at the hotel as well as both socials.



For questions call
Laura Henke: (509) 924-1175
or Jackie Bonner: (509) 925-0381
or Email: 2020fallfordtours@gmail.com

Inland Empire A's
17803 E. Indiana
Spokane Valley, WA 99016



MAFFI Newsletter Minute **June 2022**



A Letter from the MAFFI (Model A Ford Foundation) Liaison

Model A Day Days, September 16-17, at Hickory Corners are rapidly approaching. If you haven't made your plans for this event yet, there is still time. You can

register for the special events that will have limited participation and/or require payment of fees on the MAFFI Website (www.maffi.org) under Model A Days or the Gilmore Website under "Events". Also, be sure to read the articles in both the May/June MAFCA, The Restorer and MARC Model A News.

If you have done it all and think there is nothing at the museum that you haven't seen before, try this, camping at the Gilmore. There is nothing like the experience of walking around the buildings at dusk. With very little imagination you are walking a street in Anytown, USA in 1930. It's not crowded. A word of advice, shoot pictures from a stable position. Your camera shutter will be very slow and unless the camera is stable the pictures will be blurry. If you get it right the photos will be breathtaking in the moonlight.

Thank you,

Mike DuBrenil

clubcontact@maffi.org

MAFFI Newsletter Minute-June 2022, **Model A Days Model A Driving School.**

Registration for this event has been light so far. Each student will have ample attention and anybody who does sign up should be in for a real treat. Jerry Morrissey attended the Model T Driving School at the Gilmore on June 9, looking for insight and ideas for the Model A Driving School being offered **Friday September 16, 2022**, at Model A Days. He came away very excited about parts of their program that had not been discussed for our program. Jerry explained, "The Model T's took a short drive to learn forward and reverse with each driver. Then they took a longer drive to experience shifting into high gear. Lastly, they finished with a mile long drive along the private road towards Gull Lake utilizing both gears, stopping and turning around. For the Model A's we can do something similar with a short, medium, and longer drive." While nothing is set in cement at this time adding a one-mile scenic drive on a private road in one of the several cars or trucks being offered for the class would be exciting, no matter what your previous driving experience is.

Enrolling in the Model A Driving School is done by registering on-line at www.maffi.org/ Model A Days/Special Event Registration.



Model A Restorers Club

6721 Merriman Road,
Garden City, Michigan 48135
(734) 427-9050

E-mail: modellarestorers@sbcglobal.net

Website: www.modelaford.org

Dues are \$45.00 per calendar year.

Model A Ford Club of America

250 S. Cypress Street
La Habra, Ca. 90631-5515
(562) 697-2712

E-mail: info@mafca.com

Website: www.mafca.com

Dues are \$50.00 per calendar year.



Karen won the 50/50 raffle. She got \$44.00 and the club received \$43.00.

Note: Periodically some materials printed in our newsletter may have been borrowed from other club newsletters. We thank other clubs for sharing their newsletters with the Volcano A's. Also, when sources are known they will be included.

Model A ERA Fashion

Take a Little Trip

Melanie G. Whittington

Traveling in a Model A is one of the highlights of our hobby. Combining an interest in Model As, travel, and era fashion is about the best thing I can think of to experience all aspects of this hobby. Where are you going? Is it for the weekend? What's the weather forecast? A few things to ask yourself before beginning to plan your wardrobe and luggage requirements.

"Each year motoring becomes more and more a favorite pastime as weekends grow in popularity..." according to the June 1931 issue of *Good Housekeeping*. This sentiment is



Figure 1; Picnic set

very similar to the short tours so many of our chapters take each year. Do you and a few Model A friends like to take day trips and pack a lunch? Have a little fun with it! One of my favorite trips involved the Southeastern Touring group and a trip onto the Blue Ridge Parkway. My husband and I packed a lunch and brought our picnic set along. Add some fried chicken, potato salad, and lemonade for a trip you won't soon forget. (Figure 1) These luncheon kits were suggested for anyone "motoring much". This cobra-grained Fabrikoid kit was setup for six-place settings and to fit



Figure 2; Luncheon kit ad from June 1931, *Good Housekeeping*

the running board. (Figure 2) Kits like these were available during all years of the Model A era. They range from simple sets to more elaborate. I have seen kits with eight-place settings, multiple thermoses, tin, or enamel boxes to carry a variety of items, cups, and various other accessories. They are not the easiest to find at antique stores, but I have seen several in my travels. It may look like a suitcase if it is setting on the floor closed. Look a little closer and you may find a treasure.

Figure 3; York Daily Record, July 1927, "new zippered cases"

"Talon Hookless Fasteners," "slide fasteners" or "Zip-O-Grips" were all names for what we would call a zipper. These started showing up in luggage before the Model A era. Here is an ad from July 1927 in the *York (PA) Daily Record*. (Figure 3) The same ad, two months earlier, from Austin, TX did not mention the "new zippered cases" noted in the "For Long Trips" section.

Of other interest is the mention on short trips using "light luggage for feminine travelers". Not only were motoring trips becoming commonplace, the ads were focusing on females and the needs of traveling with multiple dresses, shoes, and hats.

In our effort to reproduce an authentic trip in our Model As, we may not be able to go into every aspect, but pick something you enjoy and try it! If you love hats, find a nice hat box and throw it in the back seat, trunk or rumble seat. If you're lucky enough to have a truck, you have plenty of room for luggage. Be sure, if you're using originals, to keep them protected from the elements. They aren't making any more "Wheary Wardroettes of buffalo rawhide." (Figure 5)



Figure 4; Luggage from June 1931, Good Housekeeping

"Brimmed hats having returned to fashion importance, a large hat box is required, as proved by the Mendel-Drucker model, covered in Scotch tweed duck." Also shown, is the Oshkosh duffel bag of orange and red striped cord duck which is great for shoes. In the lady's hand you see a Zip-O-Grip handbag made of bright-colored goat skin. At her feet is the Revelation suitcase of black cobra-grained cowhide with locks and adjusts to 14 sizes. The Seward Aero-Pak suitcase, to the far left, included wardrobe conveniences. Hanging over the Seward is a Snuggle Rug of English plaid woolen, which, on motor trips, is a "wise precaution". This rug is bag shaped and uses a Talon Hookless Fastener closing. (Figure 4)

The items in Figure 5 include the Oshkosh hat box, with cord duck to match the duffel bag mentioned earlier. Trunks were used for longer trips, usually rail or sea travel. Wardrobe trunks would keep your clothes

organized and less wrinkled. Dresses of lace, such as Chantilly, were invaluable for travel as they don't show wrinkles as easily as silk. Wool suits were also great for cool days and less prone to wrinkling. Bringing along wraps or "tiny jackets" which can be used with multiple outfits is also a smart idea. Those with light fabric such as chiffon or "transparent velvet, require almost no space at all."



Figure 5; Luggage from June 1931, Good Housekeeping



Figure 6; February 1930 ad from Kansas City newspaper, Aerolite Bags featuring Zip-Lock fasteners

This February 1930 ad from the Kansas City Star for Aerolite Bags specifically mentions they are "designed for air travel." It also featured a Zip-Lock fastener. (Figure 6)

Next time you travel in your Model A, think about your luggage and packing for the era. Many of these suitcases, duffles, and trunks can be found on eBay or in antique stores, for a decent price. Even if you only use it as a prop in your "A," or for your next trip down the runway at a fashion judging event, you'll be adding a little more authenticity to the occasion.

#####



Photo 1: The adjusting screw has become recessed.

SOMETIMES WHEN YOU PLACE the cover onto the back of the horn, the adjustment screw recedes below the cover. Trying to adjust the screw to change the *avogad* sound can cause you to chip the cover's paint. The adjustment screw is supposed to protrude past the horn cover. (See photo 1.) What happened to the horn? Why does this happen?

I am sure the horn is out of spec due to wear. After all, the horn is basically an electrical motor. Every time you press the horn button, the armature rotates — and over time these surfaces wear out.

While this article specifically describes the F.M. Model A horn, the same steps can be applied to other makes.

THE ISSUE with the horn is that the armature has become too short due to wear. (See photo 2.)



Photo 2: The armature has worn short.



Photo 3: A drilled brass shim and spring.

To fix this problem, push out the adjustment screw so it protrudes past the horn cover. The fix is simple; add a brass shim. This article will show you how to make a shim that takes up the wear of the armature.

FIRST TAKE A SMALL PIECE of brass and cut it to size (1" x 1/4"). Then drill a 1/16" hole (in the center)

TECHNICAL TIPS



Leakless Water Pumps

By Jim Morris



Fig. 314

Speed of 40 ft., installed in serviceable unit. Unit price \$1.50.

This serviceable water pump packing is both a time and money saver.

It is made from identically the same material with which the pump is originally packed at the factory, and is so designed that it can be quickly installed without dismantling the pump.

Never use inferior water pump packing—flax, hemp, and asbestos seal with tremendous force, and frequently score the shaft, a condition which cannot occur when Ford metallic packing is used.

How It Is Installed

When installing Ford metallic water pump



Fig. 315

June 1928

Original Model A water pumps came with a 'lead rope' seal that was used behind the packing nut and wrapped around the rear of the pump shaft. Later, the packing was improved to "split ring" in 1929 which made for a tighter seal, but leaking wasn't 100% prevented. The nut had to be compressed for both types of packing to squeeze the malleable packing in the space between the steel pump shaft and the pump casting to prevent coolant from leaking. Needless to say, coolant leaked anyway unless the nut were tightened regularly. When I got my disassembled '28 Special Coupe reassembled in 1982 to drive it I struggled with its leaky water pump. Fast forward to around 2008 when "leakless" water pumps for the Model A began to hit the parts market. Hallelujah!



Leakless Water Pump

I have leakless water pumps in all four of my Model A's and like

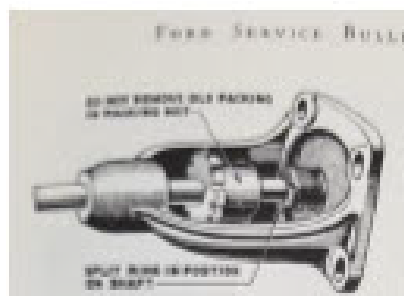


Fig. 768

HOW IT IS INSTALLED

To install the new packing, back off the packing nut. (Do not remove old packing in nut.)

Place the split rings over the shaft (see Fig. 768) sliding them backward against rear bushing. See Fig. 768. Next start the packing nut over the threaded end of the bushing making sure that the split rings enter packing nut, then tighten the nut just sufficiently to prevent a water leak.

September 1929

them. I replaced the four water pump mounting studs with four of these bolts designed to look like studs. Bolts make it easier to remove the water pump (no need to tilt the radiator forward as the water pump is pulled off studs!):



packing, do not remove the old packing. Simply cut off the required amount of new packing, wrap it on shaft, and compress with packing nut. When installing packing, wrap it on shaft in direction in which nut is tightened. Do not tighten packing nut more than is necessary to stop the leak.


June 1928

All the major parts suppliers have the "leakless" (no grease needed in most) water pumps. Some pumps have one grease fitting, others have none. About all have stainless steel shafts with "fake" packing nuts. Jim Ruppert makes his own pumps and sells them direct to buyers.

[Jim Ruppert](#)

Reprint from: Sullivan Trail A's April 2022

~ Ford Model AA Trucks ~



The Ford Model AA came with the A chassis engine, A chassis 3-speed or AA 4-speed transmission. The Dual High was a factory option, underdrive for AA's with the 3-speed transmission. The Warford 3-speed transmission was available as aftermarket equipment (among other suppliers). The AA rear axles came with two gear ratios for all years. Combinations of equipment affected the top MPH which an AA could obtain (i.e., the MPH on a flat surface, no load, no wind resistance, etc.). Much more information is on the AA website, including wheel data, follow this link:

[AA Trucks](#)

Reprint from: Sullivan Trail A's News June 2022





Looking for a car, selling a car? Have parts, want parts? Have other 'stuff' you need or want to sell? Free advertising right here. Contact your Editor for placing your ad in next month's Newsletter.


To place an "Ad" send your information to rusunen@comcast.net, or call Bob Rusunen at 360-828-5317

Yes, it is For Sale 1930 Model A Ford Tudor Sedan, Excellent Condition
MAFCA Website - "Model A of the Day" May 15, 2022

H&H rebuilt touring engine with less than 5000, Snyder High Compression Head 6:1 Cast Iron, 12 Volt alternator system, S-10 5-Speed transmission, 1935 Ford rims with Coker tires, new battery March 2022, Aris stainless muffler, etched wind wings, turn signals and many extras including spare parts and unique Model A tools. Price \$21,000. Contact: Bob Rusunen, rusunen@comcast.net or 360-828-5317.



Ford Motor Plant in Dearborn, Michigan Postcards



THE FINAL ASSEMBLY LINE.

Support Our 2022 Club Suppliers




BECKER'S LLC est. 1965
'T' and 'A' **Parts**

P.O. Box 374 - Eagle Creek, OR 97022-0374

(503) 367-9676

beckersautoparts@yahoo.com

Benny Bennett
Holly Bennett



4219 St. Johns Rd NE • Vancouver, WA 98661 • (360) 993-0284
www.bennyspizzacafe.com

C'S AUTO MACHINE SHOP

- FLYWHEEL GRINDING
- RESURFACING
- BORING
- THERMAL CLEANING
- ROD REBUILDING
- BLOCK DECKING

- VALVE GRINDING
- ENGINE REBUILDING
- KNURLING
- PIN FITTING
- PRESS WORK
- ROTORS & DRUMS

ANTHONY
574-4934

OPEN M-F, 8 am-6 pm
800 NE 86th Street
Vancouver, WA 98665

EDM
SPECIALISTS IN
REMOVING BROKEN TAPS,
DRILLS, STUDS & EASY-OUTS

We Save You Money www.CostLessAutoParts.net

Cost Less Auto Parts™

"NO EXCUSES, Get it done!"

Orchards
360-254-5710

Hazel Dell
360-695-4423

Kelso
360-353-5956



HART RADIATOR

Complete Radiator Service

501 Grade Street, Kelso
Fax 360-425-1189

*Auto, Truck & Industrial
Radiators, Heaters, & Air Conditioners*

360-425-6220

Doug Hart
360-430-3615 Cell
doug@hartradiator.com

Allen Hart
360-430-9169 Cell
allen@hartradiator.com

WHOLESALE
FLEET





KEN HEARD
(360) 256-7985
(503) 252-5505
FAX (360) 256-7465





5913 NE 127TH AVE. #200
VANCOUVER, WA 98682


1928 MODEL A FORD 1931



PHAETON 1928



STATION WAGON 1931



TOWN SEDAN 1928



SPORT COUPE 1928



CLOSED CAB PICKUP 1931



VICTORIA 1931



CONVERTIBLE SEDAN 1931


TUDOR SEDAN 1931


COUPE 1930


ROADSTER 1931





Quality means doing it right when
no one is looking.

— Henry Ford —

Benny's



Pizza

4219 St. Johns Road
Vancouver, WA
360-993-0284