



Volcano A's, PO Box 970, La Center, WA 98629

www.volcanoas.net

Meeting: Church of the Nazarene - 16850 NE Fourth Plain Blvd, Vancouver, WA - Second Monday of Month - 7:00 PM

Guys breakfast meeting every Wed. (7:00am) at Hockinson Café, 219 NW 20th Ave, Suite 100, Battle Ground, WA

Guys lunch on Fridays (11:00 am) at Benny's Pizza & Café on 4219 St Johns Rd NE, Vancouver, WA

Volume 8 Issue 5

May

2019

2018 - MAFCA Website of Distinction

2017 & 2015 MAFCA Newsletter Certificate of Merit

2017 MAFCA Website Certificate of Merit

2013 MAFCA Newsletter of the Year 2015 & 2013 MAFCA Website of the Year

2019 Club Officers

President:

Jerry Lane - 360-263-6980

northforkmuseum@gmail.com

Vice President:

Roger Green - 503-602-2668

Roger_o_green@yahoo.com

Treasurer:

Linda Willey - 360 687-0916

lindawilley@mac.com

Secretary:

Sherry Rusunen - 360-828-5317

rrusunen@comcast.net

Member at Large:

Austin Alling - 360-901-5998

Austin.Alling@icloud.com

Past President:

Jack Dusenberry - 360-256-0149

[jdusie@comcast.net](mailto:j dusie@comcast.net)

Editor/Webmaster:

Bob Rusunen - 360-828-5317

rrusunen@comcast.net

Note: Periodically some materials printed in our newsletter may have been borrowed from other club newsletters. We thank other clubs for sharing their newsletters with the Volcano A's. Also, when sources are known they will be included.

Photo of the Month





President's Note

April 25, 2019

The Portland Auto Swap Meet has come and gone and left thousands of people with great memories. I reported at the last Volcano Meeting we were represented well by several of our members, but didn't sell enough parts to pay our expenses, mainly because most of our members have already restored their cars and aren't buying or selling parts as in the past, but are volunteering their time to honor and support the car clubs that put the Swap Meet together. This event is run by volunteers who donate thousands of hours to the show for all to enjoy. One of our members got in my face pretty bad and expressed his feeling about abandoning the Swap Meet because we didn't make a monetary profit and he went on to say he felt Swap Meet participants were no more than bottom feeders. I feel sorry for this individual who can't enjoy our hobby as the rest of us do and I sincerely hope he can change his attitude and enjoy future events.

As I think back about all the years of the Swap Meet history, Don & Ruby Knudsen, Art Pugsley and others who spent the last sixty years donating their time selflessly so we could all enjoy the meet deserve a special honor and remembrance in our hearts.

In closing I would like to say to all of us keep your hearts open and enjoy and respect the car club members of all the different brands and models.

Jerry

Front Page Photo

Jerry Lane leading members during the President's Tour 2017.

Committee Chairs

Community Service: Joyce Swartz
Garage Workshop: Tom Pagel
Library/Historian: Open
NW Regional Rep: Jack Dusenberry
Public Relations: Dian Lane
Refreshments Coordinator: Nancy Wooldridge
Sunshine: Pat Dusenberry
Tour Director: Roger Green

May

Birthday Wishes

2 Scott Parrish
 5 Dickson Lee
 11 Jerry Willis
 15 Alicia Erickson
 16 Roberta Emerick
 25 Ruby Knudsen
 28 Don Knudsen
 29 Jeffrey Jordan
 29 Bill Peden

Refreshments

May: Joyce Swartz & Carma Huset
June: Open
July: Open
August: Club Annual Picnic
September: Becky Blick & Marylan Kelly
October: Sandra Guyot
November: Roberta Emrick & Dianne Earnest
December: Christmas Party

Meet Your Model A Member



Steve Pargeter 1930 Model A Tudor Sedan

My 1930 Model A Tudor was assembled in San Antonio, TX and somehow made it to Kansas. The story picks up in 1948 when it was purchased by a farmer in Timken, KS. He drove it for 20 years and stored it in his barn for an additional 20 years. In late 1988 some guys in Colorado found it and bought it. They advertised it in

Hemmings Motor News magazine where I saw it. I bought the car sight unseen and had it shipped to my home in Nashua, New Hampshire. I got the car in 1989 and commenced tearing it apart. The car was disassembled, sand blasted in my driveway, and then reassembled. The fenders and running boards were toast so new GasLite parts were fitted. I spent the next three years finding parts all over the country and reassembling it. The car was painted by a friend in his car port with modern base coat clear paint and it has held up well. The engine was rebuilt in Chicopee, Ma the first time and again in Claremont, NH the second time. I changed the rear end gears from 4:11s to 3:78s. I also bought a collection of 19" wheels from a Model A fellow in Eugene, had them powder coated there and then flown to New Hampshire. The interior was installed by LeBaron Bonney in Amesbury, MA. I drove the car in New Hampshire for about 8 years and decided to add a 26% Mitchell OD. This was the first time I'd seen one and I installed it by myself. In 2004 I retired from work and moved to Washington. I had the car shipped to my brother in Eugene and eventually I drove it to Ridgefield. I used to keep a list of all the parts installed and their cost and when it got too large, I quit keeping the list. I've driven the car over 19,000 miles now; I'm on the second set of tires. I had the engine fail at about 11,000 miles and had it rebuilt again, the third time now. Today it runs well and always starts. I hope that covers most of the pertinent details.

A Tour through Ireland

Reserve May 18th (Saturday) to travel through the verdant beauty of Ireland without leaving Clark County. Departing the 162nd Avenue & Fourth Plain Blvd. Safeway (near the fuel pumps) at 10 AM. Quick drivers meeting at 9:55. Signup sheet available at the next meeting (May 13th).

Volcano A's General Membership Meeting Minutes
April 8, 2019

CALL TO ORDER: Jerry Lane called the meeting to order at 7:00 pm.

GUESTS: Ovie Muntean was introduced as the member with Northwest Battle Buddies. The seminar for the evening was Ovie and the service dogs for Veterans.

TREASURER: Linda Willey gave the financial report.

TOURS: Roger Green stated there is a tour to Bob's Red Mill on Friday, April 12th. Meet at Benny's at 8:30. Meet for the May 15th tour to Prestige Care Center at the Safeway gas pumps on 162nd and Fourth Plain at 10:00. Roger related that while out on a family trip, they enjoyed a visit with members Don and Ruby Knudsen.

EDITOR/WEBMASTER: No report.

REFRESHMENT SCHEDULE: There are still 2 openings for help with refreshments.

COMMUNITY SERVICE: Joyce Swartz reported 75#s of food was collected in March plus Tom Pagel added 110#s bringing our total for the year to 349#s.

SUNSHINE: Ken Holtmann and Linda Neilsen are doing well.

LAVA LADIES: Friday April 26th the lava Ladies will meet at 10:00 at Fred Meyers on Chkalov, to head to Camas for shopping and lunch.

OLD BUSINESS: The minutes were approved and seconded by Austin Alling and Marlin Binder respectively. Jerry Lane said the Swap Meet at the expo Center was successful!

NEW BUSINESS: The Smooth Riders Tour is set to begin Sept. 19th. Registration and an info sheet with details are now available. Arrangements have been made to store all trailers at Jack Remillard's place. All roads on this tour will be paved! NW Regionals have been set for the next 3 years: 2020-Spokane; 2021- Boise; 2022-Vancouver Island, BC. It was announced that Jerry Lane purchased a 1939 maroon Coupe at the Swap Meet.

RAFFLE: Mike Blick won \$39.00 and the club received \$38.00.

REFRESHMENTS: Linda Willey and Kathy Green served the refreshments.

ADJOURNED: Meeting was adjourned by Jerry Lane.

Submitted by Sherry Rusunen

Looking One's Loveliest in 1931

A Pictorial Summary of Model 'A' Fashions

By Jill Barrett, Santa Clara Valley Chapter, California



Looking One's Loveliest in 1931 is my first of four pictorial summaries with similar summaries for 1930, 1929 and 1928 to follow. You might think of it as the "Cliff Notes" for era fashion in 1931.

But why did I start with 1931? This is the last year in our era and my favorite. Dresses were charming, graceful, slenderizing and exuding femininity.

This brief summary runs through the categories in the fashion guidelines for 1931 with original fashion pattern and magazine images. This summary includes a brief description of the waistline, hemline, light jackets, sleeve styles, popular garment colors, hat styles and how they were worn, fur scarves and shawls, jewelry, purses, and finally hose and shoes.

Henry takes a ride on his first. The Quadricycle was the first automobile built by Henry Ford in 1896 and powered by ethanol. It had a two-cylinder engine and developed a whopping four horse power.



Upcoming Events

May 13 - Volcano A's Meeting
May 18 - Tour through Ireland
May 18-19 - Seattle Auto Swap Meet,
Evergreen State Fairgrounds, Monroe,
Washington
Jun 8 - Annual PNW Antique Car Picnic,
Chehalis, Washington
Jun 10 - Volcano A's Meeting
June 15 - Mayfield Lake Tour
Jul 4 - Ridgefield Washington Parade
Jul 8 - Volcano A's Meeting
July 20 -CAM-AM Model A Reliability Run,
meet @ Hood River Shopping Center 9:00am
Aug 10 - Annual Club Picnic at the Lane's
Aug 22-25 - NW Regional Group Meet,
Bellevue, Washington
September 18-22 - President's Tour
(Walla Walla, Lewiston, Enterprise)
October 6-10 - National HUB Tour
November 9 - Veteran's Day Parade,
Ft. Vancouver, WA
December 9 - Christmas Party

Memorial Day - May 27, 2019 (observed)




Future MAFCA Events

No. California Regional Group Roundup
2019 - May 27-30 - Santa Rosa, CA
Host: Sonoma A's
Midwest Regional Meet
2019 - June 10-14 - Des Moines, IA
Host: Central Iowa MAFC
Northwest Regional Group Meet
2019 - August 22-25 - Bellevue, WA
Host: Evergreen Chapter
MAFCA National Tour
2019 - October 6-10 - Kanab, Utah
Host: Canyonland Special Interest Group
MAFCA National Awards Banquet
2019 - December 2-5 - Claremont, CA
Host: Pomona Valley MAFC

MAFCA Information

The **Model A Ford Club of America, Inc. (MAFCA)** is a California non-profit corporation and a national historical society dedicated to the restoration and preservation of Model A Ford vehicles as manufactured from 1928 through 1931. MAFCA's members are dedicated to the restoration, preservation, and enjoyment of Ford vehicles of that era. MAFCA is the largest club in the world dedicated to one make of automobile. Volcano A members are urged to join the Model A Ford Club of America, Inc. Visit the MAFCA website for a membership application. Dues are \$50 yearly and include a subscription to **The Restorer**.

Articles and contributions are encouraged and may be used as space permits. The deadline for all articles is the 20th of the preceding month. The Volcano View is a monthly publication of the Volcano A's Chapter - MAFCA E-mail all proposed articles to: rrusunen@comcast.net.



Header from the MAFCA Website

MAFCA President's Page – Doug Clayton

April 2019



The spring tour season has arrived! After countless stretches of rain (and in many places snow), we are finally seeing some blue skies and feeling the temperature change. The Cabriolet has already been prepped for the road and will be out and about for the next few days. Time to get those last-minute maintenance tasks taken care of and perform a safety check before hitting the road!

Check the MAFCA calendar for local and Regional events close to your area. Personally, we are looking forward to the NCRG Roundup in Santa Rosa, May 27-30. Most years we love to drive one of our cars. This time we are going to do something a little different and plan to bring the rarest of Model A's for display only. Come and see what we bring. Another Regional event is the Texas Tour, which will be held June 13-15. These events are always huge.

MAFCA is searching for dedicated candidates to serve on the Board of Directors. Our club continues as a first-class organization because of the individuals who offer their time and expertise on the Board. Each Director is elected to a two-year term and serves in one of nine positions each year. Four meetings are held in odd number years and five are held in even number years. Contact [Mike Kelly](mailto:termikal@comcast.net) (termikal @ comcast.net) to learn about this opportunity. I have certainly enjoyed the almost four years of service to the Board.

I hope everyone has had a chance to look over the online edition of The Restorer. Now, I am one of those guys that loves to sit down and read (usually cover-to-cover) through the printed copy of the magazine when it arrives. However, when I want to quickly look up an article it is easier to search online for the source material. I have also heard that some members worry that the printed copy will be replaced entirely by the online edition. Nothing could be further from the truth. The economics dictate that the printed edition will always continue. Speaking of economics, our next Board meeting will be held May 4th and is all about this year's budget. If you plan to be near La Habra that weekend, drop by and see how much effort goes into managing the club's budget. With costs rising every year, it is a constant challenge to hold the line on membership fees.

Let us not forget to sign up for the Canyonlands Tour, October 6-10. Fortunately, there are still a few hotel rooms left in Kanab Utah for the big event. Registrations are still coming in, so don't lose out on the Greatest Tour on Earth!

2019 MAFCA National Tour Canyonlands - October 6-10



2019 MAFCA NATIONAL TOUR CANYONLANDS October 6-10

Travel with us through Southwestern Utah and Northeastern Arizona. We will visit several national parks and national monuments during this "Hub and Spoke" style tour based out of Kanab, Utah.

Join MAFCA, Today!
[Click here](#)



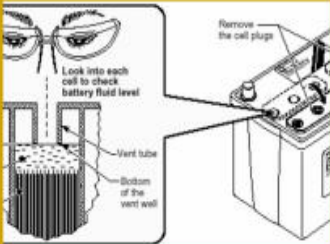
[Home](#) [Tour Merchandise](#) [Tour Information](#)

Jim's Tech Tip

Water In The Battery???


=====

Yes, if your Model A battery has caps that you can remove to see inside, you need to add water to the cells on a regular basis. Charging the battery boils the water off while you drive. If the plates inside the battery are exposed to air, it ruins them and reduces your battery's storage capacity. So you need to check the water level about once a month.



Unfortunately the battery access plate in the front floorboard provides a small opening to work through. Not very easy to add water to each cell. I've tried pouring water in from above and just made a mess!

Here's my tip: Get a plastic syringe (100 to 150 cc) from a pharmacy or feed store and put a 6-8" piece of vacuum hose on the end of it. Pour some distilled water into a clean cup. Now draw water up into the syringe and use the hose end to squirt water into each battery cell, to bring the liquid level back up to the bottom of the vent well (see figure).



Remember that this is sulfuric acid in the battery. Don't splash it up by spraying the water into the cell too fast. Don't let the end of the hose go into the acid. Please wear safety glasses while working around a battery.

Have a Model A Day!
Jim Cannon

copyright Frisco illustrationsOf.com/89401

Technical Notes

So, Are You Thinking of Radial Tires on Your Model A?

By Lynn Sondenaa

Model A's were factory equipped with bias ply tires. Bias means that the cord material is laid in a crisscross fashion from bead to bead at a 35-degree angle. The material is usually rayon, nylon, or polyester being applied in 2 to 4 layers. Radial tires have carcass piles of polyester that are laid across from bead to bead, with steel belts that circle the tire. This construction gives flexibility to the sidewall and greater strength to the tread. Radial tires may give longer tread life, better handling, and a safer ride at medium speeds than bias tires. However radial tires are more likely to give a firm, almost hard ride at slower speeds.

Wheel Considerations

The stock Model A wheels are over ninety years old. These wheels need to be checked for radial runout (circumference). If using radial tires, the radial runout should not exceed .035. The lateral runout (side) should not exceed .045. Radial ply tires place forces and stresses on the rim assembly and spokes that are different from the forces placed by bias ply tires. These forces with excess wobble from radial or lateral runout can cause vibrations. Do not use thin or rust pitted rims and rims with loose spokes.

Radial tires placing the additional stress can cause fatigue, cracking or broken welds during normal use. This could happen because of common flexing, cyclic loading and cornering. Make sure to closely inspect your rims at regular intervals.

If you are thinking about purchasing new Model A wheels do not purchase the ones that are made in Brazil. They have a track record of the weld cracking. Roadster Wire Wheels in the USA also makes Model A wheels. Their advantage is they are made to DOT standards and they have adjustable spokes. These wheels can be trued so there is no radial or lateral runout of the rim. They are also the same price of the foreign made rims.

Safety Notes on Radial Tires

- Rim strips should be used.
- Radial tubes must be used with radial tires.
- Your spare tire must be a radial tire.
- Do not mix radial & bias ply tires.
- Tire rotation is same side front to back.
- Tire pressure is critical to safety & tread wear.
- Puncture holes in radial tires are repairable only in the tread area.
- Radial tires must be spin balanced.
- Make sure the wheel bearings are in excellent condition due to the extra stress that will be placed upon them.

MAFFI Newsletter Minute

April 2019

What's new at the Museum?



The museum has recently been gifted with a very early - A-1276 - Light Delivery Model A by the family of Ron Rude from Quincy, CA. This is a very unique vehicle. The May-June 2012 issue of the Model A News featured the Rude Early Delivery as part of the coverage of the MARC National Meet in San Diego. The vehicle

has very low mileage, has a number of very early features and will be a great addition for the Museum. Mr. Rude's son has also forwarded all the files and information that his father accumulated so we will have a complete history of the restoration and other details. Make every effort to attend this year's Model A Day on September 21st to see this and many other "Unique & Original" cars that will be featured. For more information on Model A Day, contact Jerry Morrissey: jertrudy@sbcglobal.net.

You Are Invited
To The Annual **Veterans Of The Road** Old Car Picnic
Saturday, June 8th, 2019

The picnic will take place at 1354 Pleasant Valley Road, West of Chehalis, WA. This year's theme will be "Life in Gravel Switch, Kentucky 1955". The *Fern Hill Band* will be playing traditional 1940s and '50s Bluegrass music. Everyone is encouraged to dress for the 1950s. See Wilbur and Orville Wright as they show their flying machine to King Edward VII in 1909. Have your photo taken "riding in a 1909 Model T."

What to Bring: Pot-luck food and folding chairs

NOTE
No hot-rods or modified cars allowed at this event.

Ticket Activity

White: Tickets for the **Grand Prize** pedal car will be given to all antique and classic cars as they enter the covered bridge.

Green: Tickets for the door prizes can be picked up at the booth in the picnic area.

Red: Tickets for the *Split-The-Pot* will be sold at the booth in the picnic area.

Schedule of Events

11:00 AM Antique Biplane fly-in. Air rides will be available.

12:00 Noon Band performs first half of program

Intermission: Red Ticket drawing for *Split-the-Pot*.
Green Ticket drawings for Door Prizes

Band performs second half of program

White Ticket drawing for the **Grand Prize Pedal Car**




Facilities: Out-houses, water and washing facilities.

The hosts and sponsors of this picnic wish to thank the visiting clubs for bringing and showing their cars.

Also thanks to **Rod Rice** for supplying the hamburgers and condiments.

☞ The Billboard shows a 1955 Chevrolet

For more information: (360) 740-4834

  Friends of the 

Registration Form
Tenth Annual Friends of the Historic Columbia River Highway
Antique Car Tour through the Mosier Twin Tunnels
July 13, 2019

The tour begins and ends at the Western Antique Aeroplane and Automobile Museum (WAAAM), 1600 Air Museum Road, Hood River, OR 97031. It will proceed to the Senator Mark O. Hatfield West Trailhead, then along the Historic Columbia River Highway State Trail, through the Mosier Twin Tunnels, through the city of Mosier to Rowena Crest and return to WAAAM.

I own a vehicle built before 1949 and I would like to participate in the July 13 antique car tour.

Names of all participants: _____

Vehicle year: _____ Vehicle Make & Style: _____ Email: _____

Address: _____ City: _____ ST: _____ Zip: _____

The goal of this tour is to allow people that cannot walk to the Mosier Twin Tunnels an opportunity to experience them. To accomplish this goal, we strongly encourage all drivers to provide space for such passengers if possible. I can commit to taking _____ guest passengers in my vehicle.

Phone: _____ Is this a cell phone number that you will have with you on July 14? ☐ Yes ☐ No

Event Schedule:

10-11:30 Registration at WAAAM - all participants (drivers and passengers) must sign waivers and receive wristband

12:30 - Orientation & vehicle boarding

1-4 Tour from WAAAM to Rowena Crest and return

Optional WAAAM Activities

9-5 optional admission to WAAAM (antique cars and airplanes)* ☐ Yes ☐ No

11:00-3:30 - optional lunch at WAAAM - cost \$5.00 to \$10.00 requires admission fee* ☐ Yes ☐ No

* Special Group Pricing for Antique Car Tour participant: \$10 Students 5-18: \$5
WAAAM Members, Children 4 and under, and Active military (with ID): free

Deadline for registration: June 10 - so that we can invite the correct number of passengers.

Return completed form to: Friends of the Historic Columbia River Highway, PO Box 50, Bridal Veil, OR 97010.
Or email to fhcrh@comcast.net. Questions? Call Jeanette Kloos at 503-227-5638

The Friends of the Historic Columbia River Highway
support the restoration and reconnection of the historic highway through the Columbia River Gorge.
Our Vision is to educate the public about the historic highway; advocate for the restoration and preservation of the existing drivable portions to their splendid 1930s appearance, and link drivable portions with pedestrian and bicycle accessible connections to create a continuous route through the Columbia River Gorge.
To find out more about this fantastic project, please visit: www.fhcrh.org

1930 Winner of the Indianapolis 500 Race - Billy Arnold



The 18th International 500-Mile Sweepstakes Race was held at the [Indianapolis Motor Speedway](#) on Friday, May 30, 1930. The race was part of the [1930 AAA Championship Car season](#).

Pole position winner [Billy Arnold](#) took the lead on lap 3, and led the entire rest of the race. He led a total of 198 laps (all consecutive), which stands as an all-time Indianapolis 500 race record. Arnold was accompanied by riding mechanic [Spider Matlock](#).

Arnold was the first driver to complete the entire 500 miles in under five hours (over 100 mph average speed) without relief help. [Pete DePaolo](#) finished the 1925 race in under five hours, but used a relief driver for 21 laps. Arnold would eventually be named the first member of the prestigious [100 mph Club](#). The race was marred by the death of Paul Marshall. He was acting as riding mechanic for his brother Cy when their car hit and flipped over the wall. His brother survived with serious injuries. □


For Sale Items or Wanted

To place an "Ad" send your information to rrusunen@comcast.net, or call Bob Rusunen at 360-828-5317

1931 Model A Fordor Asking \$10,000. cash



ALL RESTORED
it only lacks the Interior
to be finished. Call for
infor. Ask for **Jesse**
360-907-3566

<p style="text-align: center;"><i>For Sale</i></p> <p style="text-align: center;">Zenith Carburetor - \$250.00</p> <p style="text-align: center;">Contact: Bob Rusunen 360-828-5317</p> 	<p style="text-align: center;"><i>For Sale</i></p> <p>4 each - 16" Wheels, Powder Coated Green - \$200.00 for all 4</p> <p>Set of Front Seats for 1930 2-Door Sedan - \$100.00</p> <p>Contact: Doug Thwaite Cell: 503-434-0339 Home: 503-472-3055</p>
--	--



Source: MAFCA A of the Day

Support Our Local 2019 Club Suppliers

Benny Bennett **Holly Bennett**



**Benny's
ROD & CUSTOM
Pizza-Cafe**

4219 St. Johns Rd NE • Vancouver, WA 98661 • (360) 993-0284
www.bennyspizzacafe.com

C'S AUTO MACHINE SHOP

- FLYWHEEL GRINDING
- RESURFACING
- BORING
- THERMAL CLEANING
- ROD REBUILDING
- BLOCK DECKING
- VALVE GRINDING
- ENGINE REBUILDING
- KNURLING
- PIN FITTING
- PRESS WORK
- ROTORS & DRUMS

JIM
574-4934

OPEN M-F, 8 am-6 pm
800 NE 86th Street
Vancouver, WA 98665

EDM
SPECIALISTS IN
REMOVING BROKEN TAPS,
DRILLS, STUDS & EASY-OUTS

We Save You Money www.CostLessAutoParts.net

Cost Less Auto Parts™

"NO EXCUSES, Get it done!"

Orchards 360-254-5710	Hazel Dell 360-695-4423	Kelso 360-353-5956
---------------------------------	-----------------------------------	------------------------------



Kara Hedges-Rodriguez
Senior Store Manager
karahedges-rodriguez@fedex.com
Telephone 360.694.8584

FedEx Office Vancouver Downtown
303 E 15th St
Vancouver, WA 98663



HART RADIATOR

Complete Radiator Service

501 Grade Street, Kelso
Fax 360-425-1189

*Auto, Truck & Industrial
Radiators, Heaters, & Air Conditioners*

360-425-6220

<p>Doug Hart 360-430-3615 Cell doug@hartradiator.com</p>	<p>Allen Hart 360-430-9169 Cell allen@hartradiator.com</p>
---	---

WHOLESALE FLEET



KEN HEARD
(360) 256-7985
(503) 252-5505
FAX (360) 256-7465

5913 NE 127TH AVE. #200
VANCOUVER, WA 98682

Amanda Uthe
RustyLugParts.com

Rusty Lugs Rod's & A's

Open: M-F 9am-5pm
Formerly:
Floyds Model A Parts

8021 NE 142nd Ave
Vancouver, WA 98682
p. 360-887-3346
rustylugparts@gmail.com

Topher Knight
Print & Marketing
Supervisor

Staples, Inc.
1755 N Tomahawk Island Dr.
Portland, OR 97217

T 503-283-8686
F 503-283-7632
E Staples@PrintMe.com

staples.com/printandmarketingservices

